

RETAIL DISPLAY STANDS



F&V Units



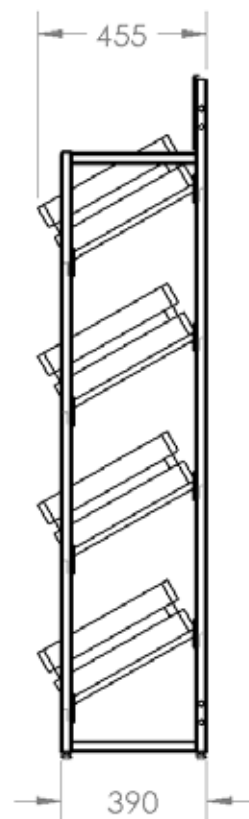
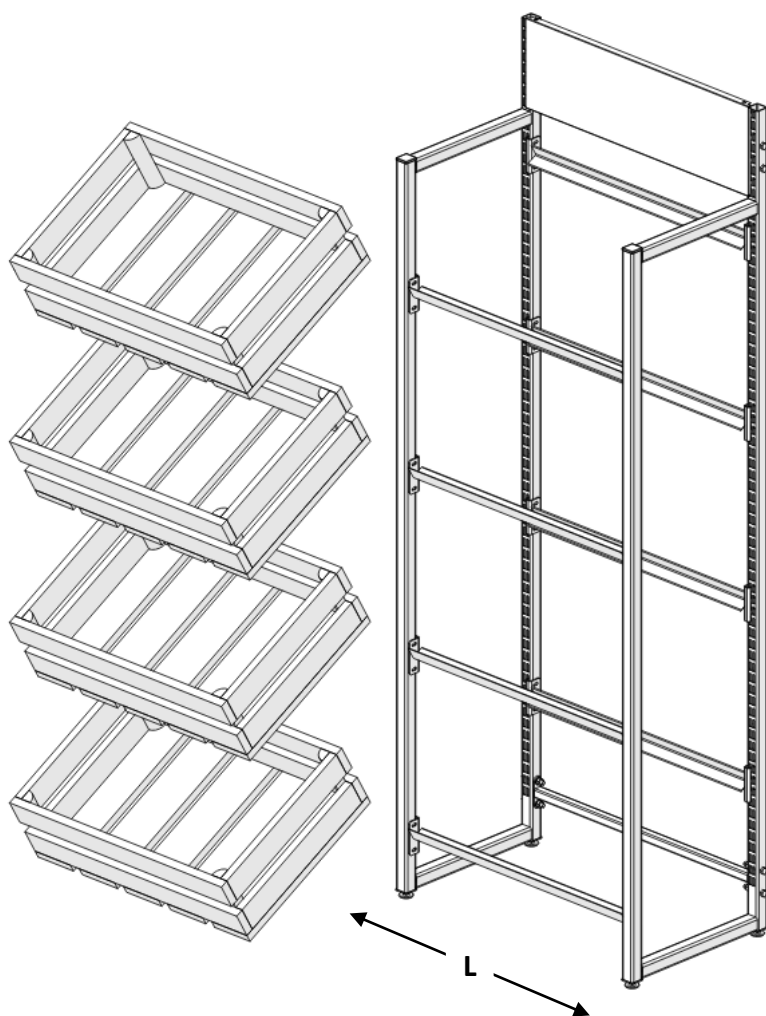
F&V001

Wall unit

H (mm) \ L (mm)	640
1822	M&W-UNIT-22137

End set

H (mm) \ D (mm)	390
1822	M&W-UNIT-22152



F&V Units

F&V002 – F&V003 – F&V004



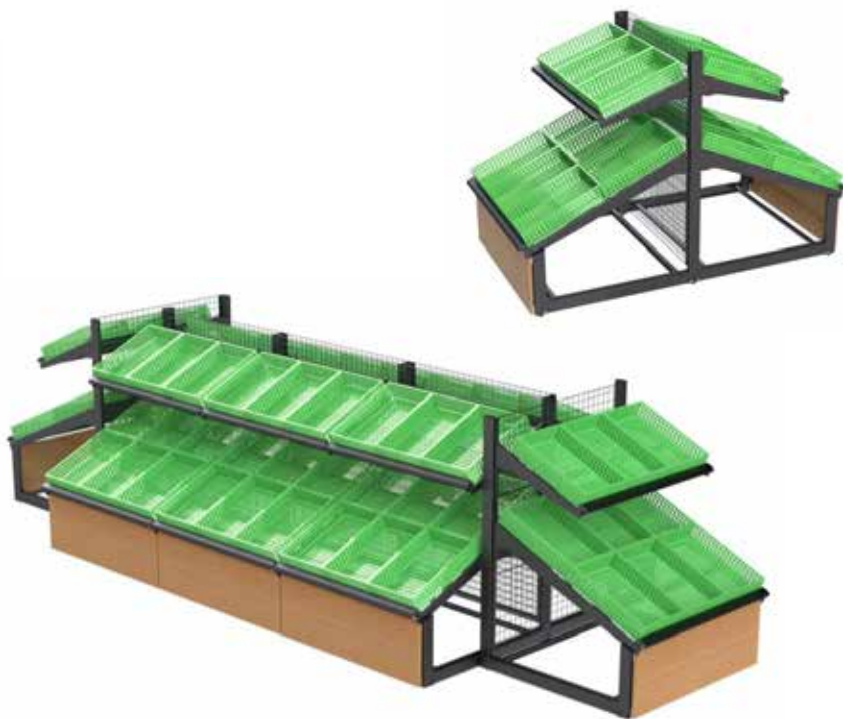
F&V002



F&V003

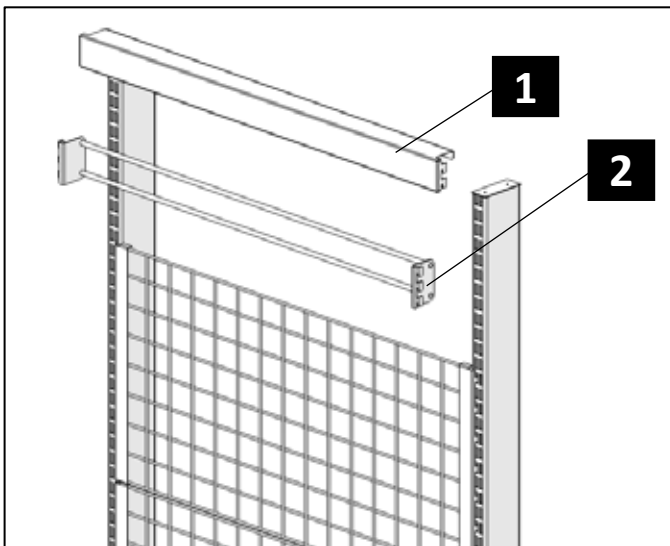



F&V004





F&V002 Main Unit

- Our **F&V002** Display Unit is built upon the **Frontal System** (wall and island). This modular design allows you to perfectly customize the unit by selecting from a variety of available heights, lengths, and back panel types to fit your store's specific needs.
- Consider that **Base depth ≥ upper shelves depth**.
- Choose from two options to finish your back panels.
 - **Standard end**
 - **F&V end**, by replacing the last back panel (of the smaller height) with two specialized components.



F&V end

Standard end

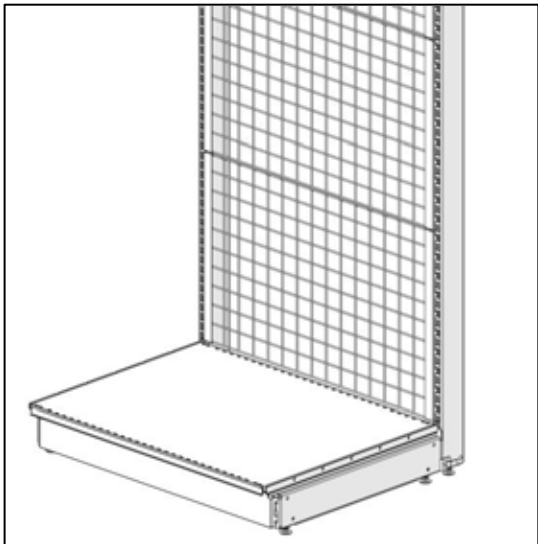
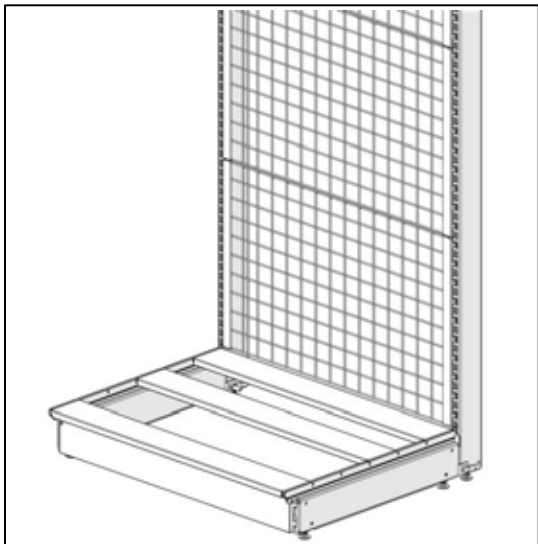


L (mm)	(1) F&V Top cap	(2) Wire price holder
500	M-ST-FK-1312	M-ST-FK-16870
700	M-ST-FK-16866	M-ST-FK-16871
800	M-ST-FK-1313	M-ST-FK-1318
1000	M-ST-FK-1314	M-ST-FK-16872
1250	M-ST-FK-16867	M-ST-FK-16873

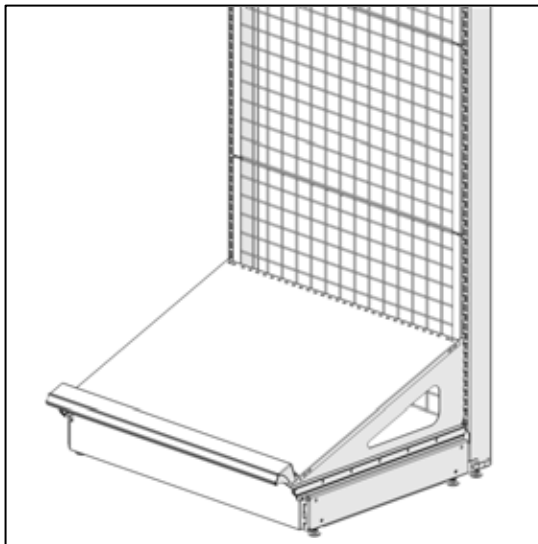
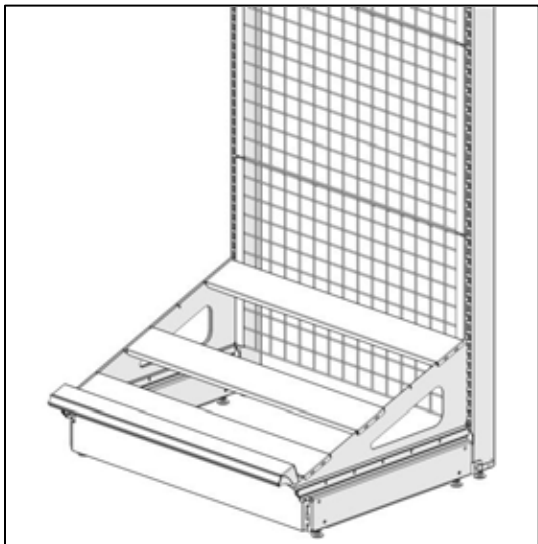
- Island unit requires x1 wire price holder and x2 F&V top cap

F&V002 Base options

Horizontal Base




Inclined Base

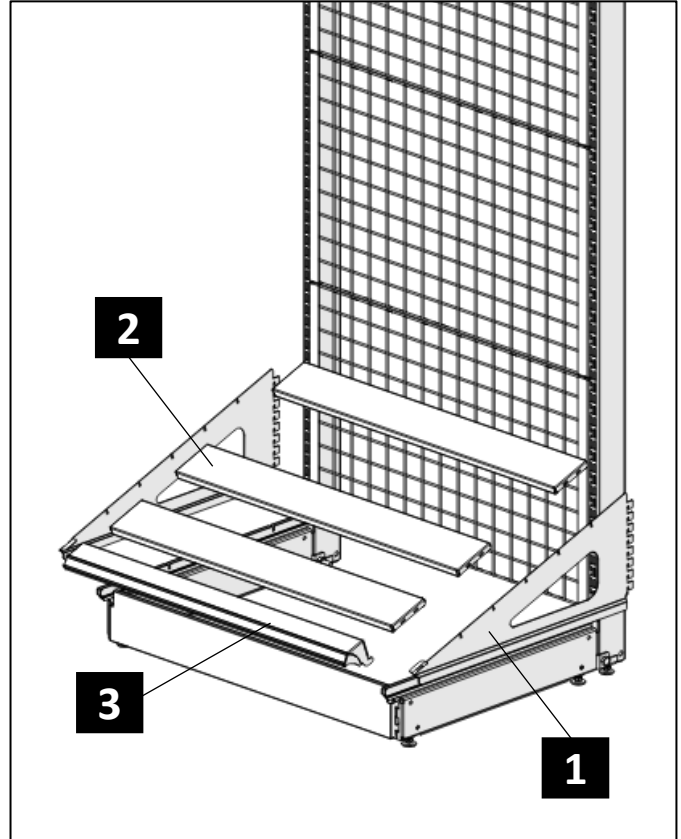
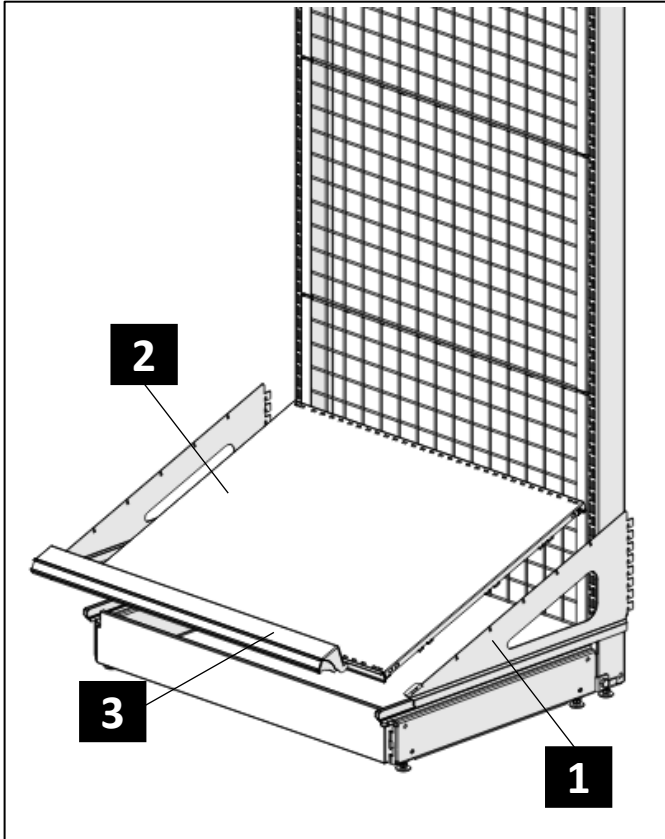


F&V002 Base options

Base with trolley



Inclined base components



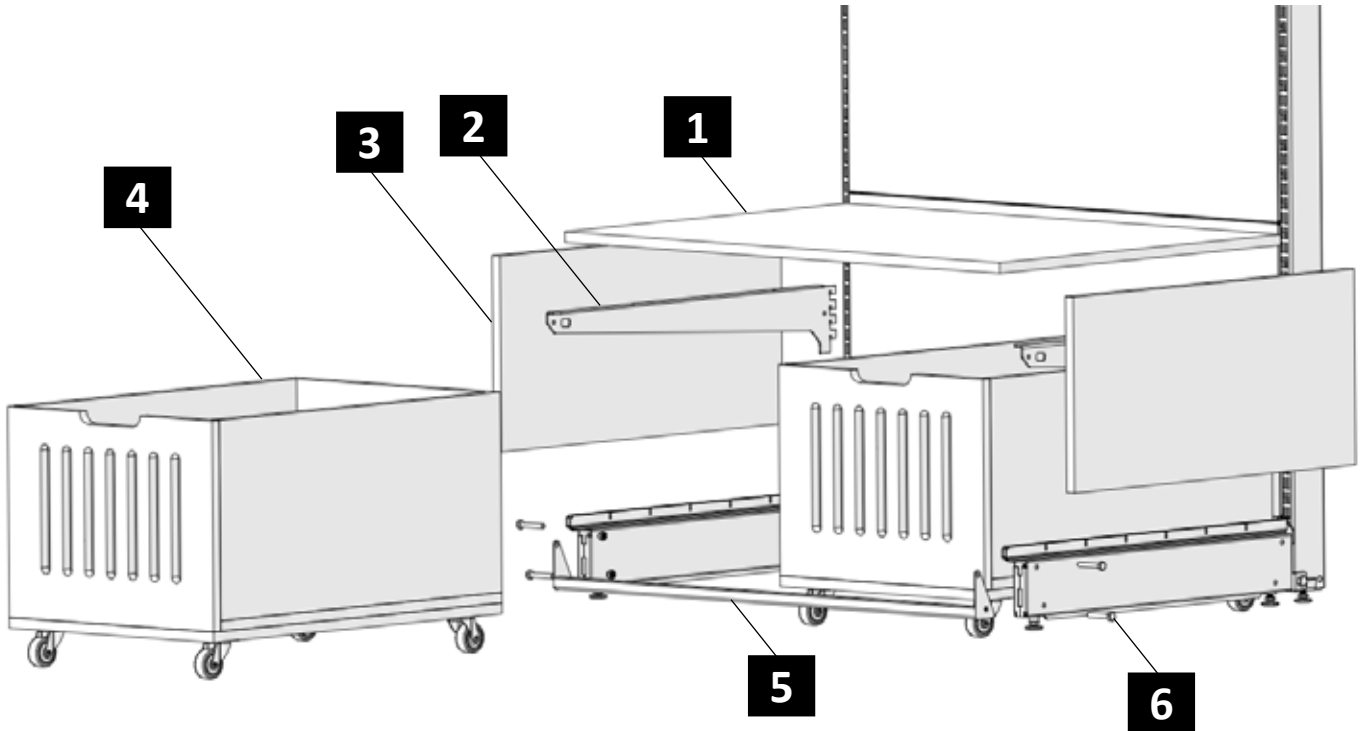
No.	Description	Quantity
1	F&V inclined base	2
2	solid shelf (with flat edge)	1
3	F&V front barrier	1

No.	Description	Quantity
1	F&V inclined base	2
2	Base shelf D100	D(cm)/20
3	F&V front barrier	1

- For horizontal base option there is no need for components 1 & 3.

Base with trolley components

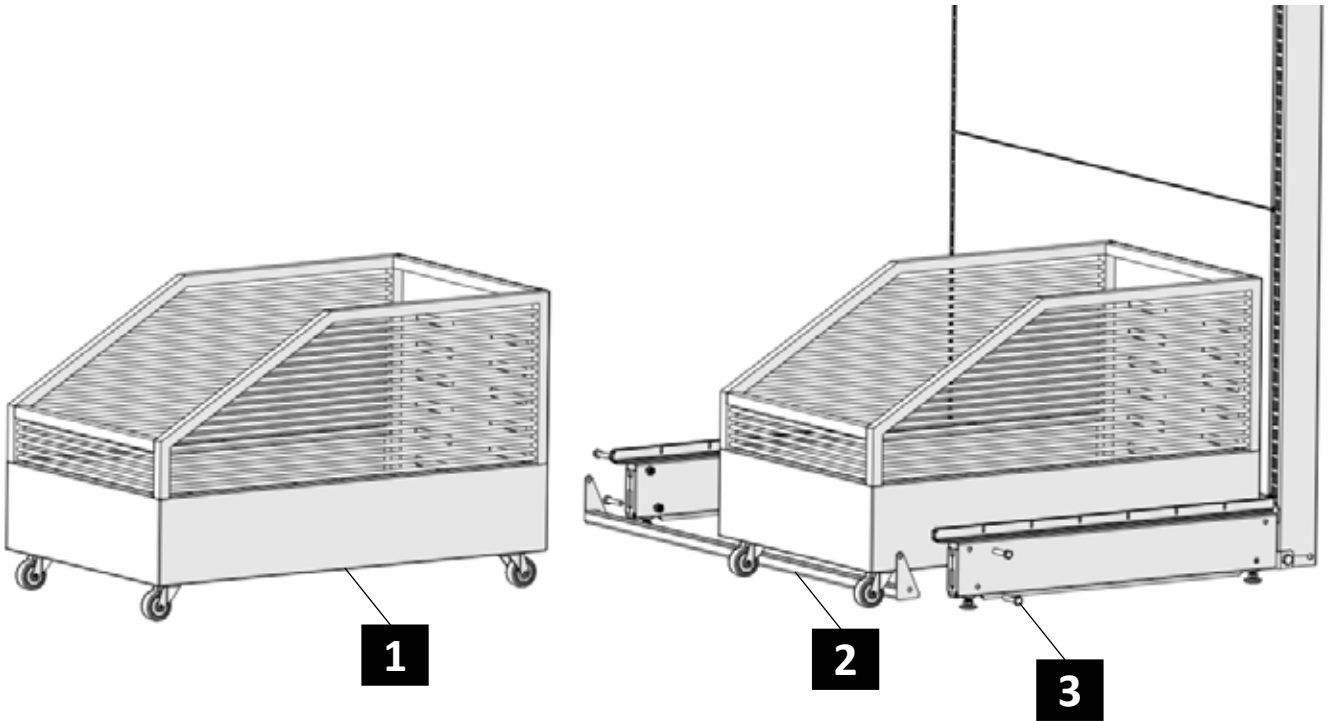
Base with wooden trolley



No.	Description	Quantity
1	Wooden Shelf	1
2	Special bracket for wooden Shelf (Right – Left)	2
3	Side wooden component	x2 *per line
4	Wooden Trolley	2
5	Frontal Connection	1
6	M8 Bolt & NUT	x4 *per line

Base with trolley components

Base with Metal trolley

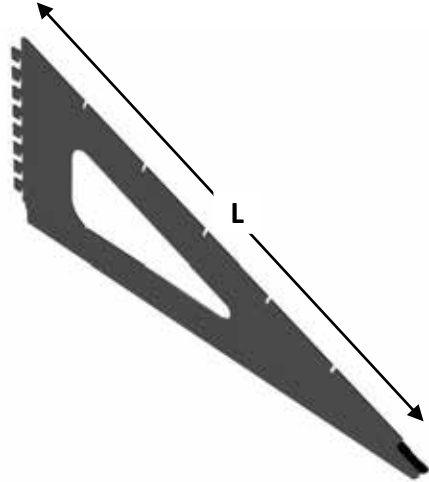


No.	Description	Quantity
1	Metal Trolley	2
2	Frontal Connection	1
3	M8 Bolt & NUT	x4 *per line

Inclined base components

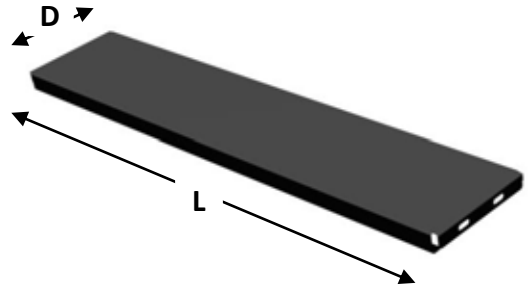
F&V Inclined Base

L (mm)	Product Code	
	Right	Left
600	M-ST-FK-1277	M-ST-FK-1276



Base Shelf D100

D (mm)	L (mm)	Product Code
100	500	
100	700	
100	800	M-ST-SH-1074
100	900	
100	1000	M-ST-SH-17764
100	1250	



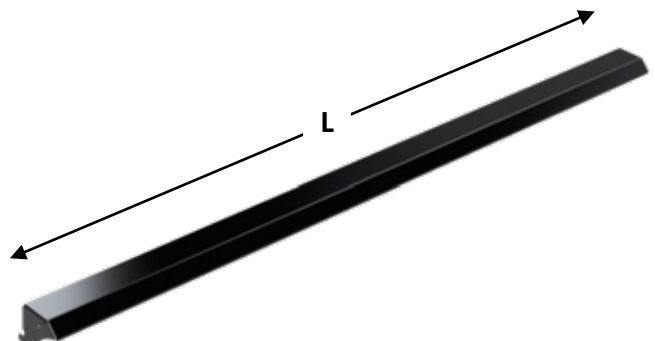
Solid shelf (with flat edge)

- For available Sizes and codes, review the **Max Load** section – **Solid** shelf.



F&V Solid front barrier

L (mm)	Product Code
500	M-ST-FK-16864
700	M-ST-FK-16865
800	M-ST-FK-1308
900	M-ST-FK-41982
1000	M-ST-FK-1309
1250	M-ST-FK-1310



Base with trolley components


Wooden Trolley F&V (T001)

D (mm)	L (mm)	Product Code
700	400	W-FIN-W-T-36763
700	500	M&W-F-K-17904
700	700	M&W-F-K-17905



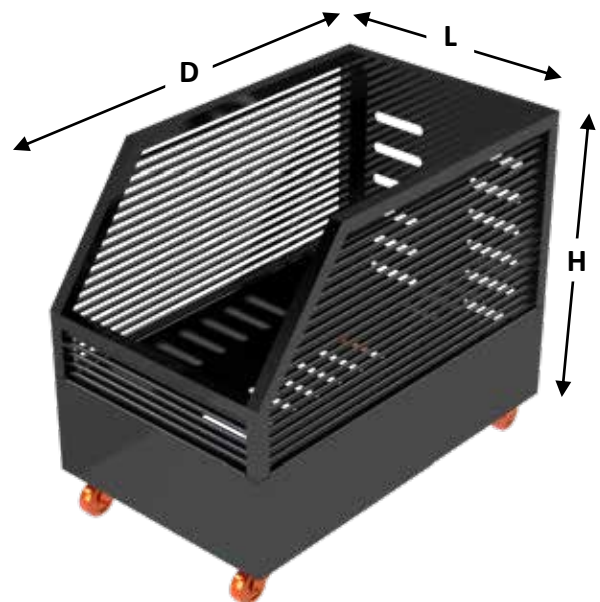
Wooden trolley (T002)

H (mm)	D (mm)	L (mm)	Product Code
400	600	400	W-FIN-W-T-36764



Metal Trolley F&V (T003)


H (mm)	D (mm)	L (mm)	Product Code
450	600	400	M-F-ST-36765



Base with trolley components


Side wooden component

H (mm)	L (mm)	Product Code



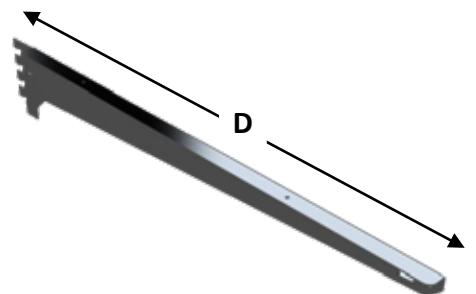
Wooden Shelf

D (mm)	L (mm)	Product Code



Special bracket for wooden Shelf (Right – Left)

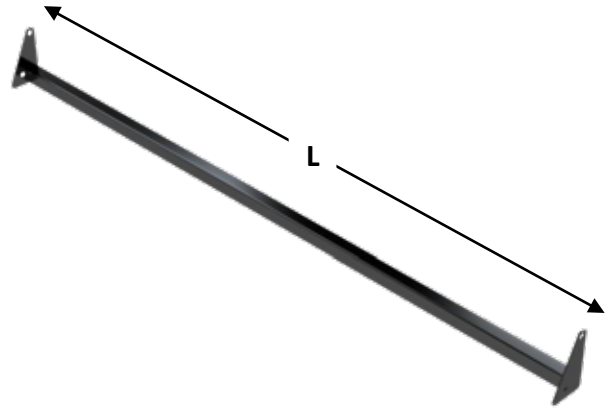
D (mm)	Product Code	
	Right	Left
680		



Base with trolley components


Frontal Connection

L (mm)	Product Code
500	M-ST-FK-36783
700	M-ST-FK-36786
1000	M-ST-FK-36788
1250	M-ST-FK-36790



M8 Bolt & NUT

Component	Product Code
Bolt M8	[M-R-A-BO-15753]
Nut M8	[M-R-A-NU-15808]



F&V003 Main Unit

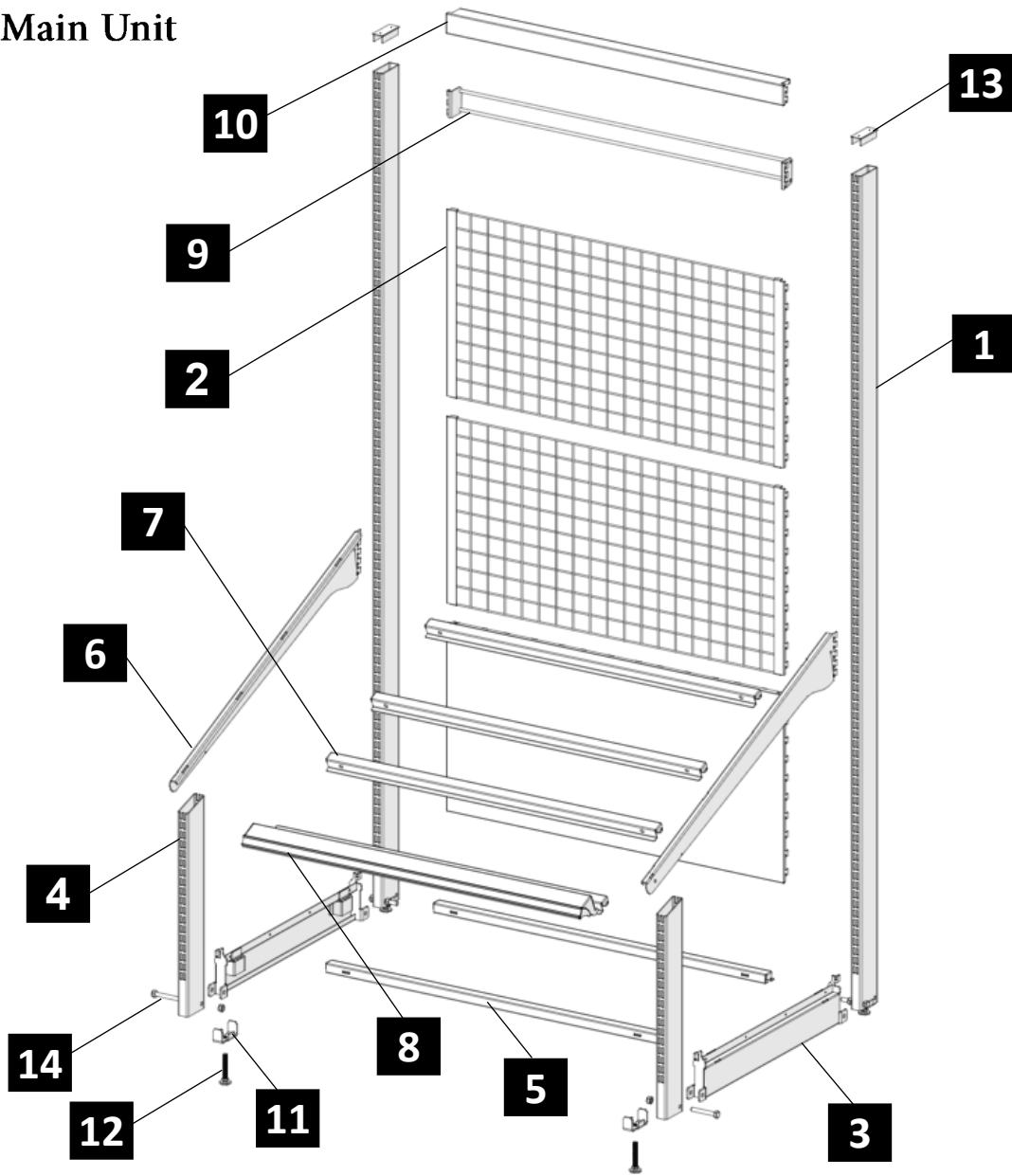
- The **F&V003 Display Unit** is equipped with a high base, making it fully compatible with trolleys.



- The **F&V003 Display Unit** with trolleys.

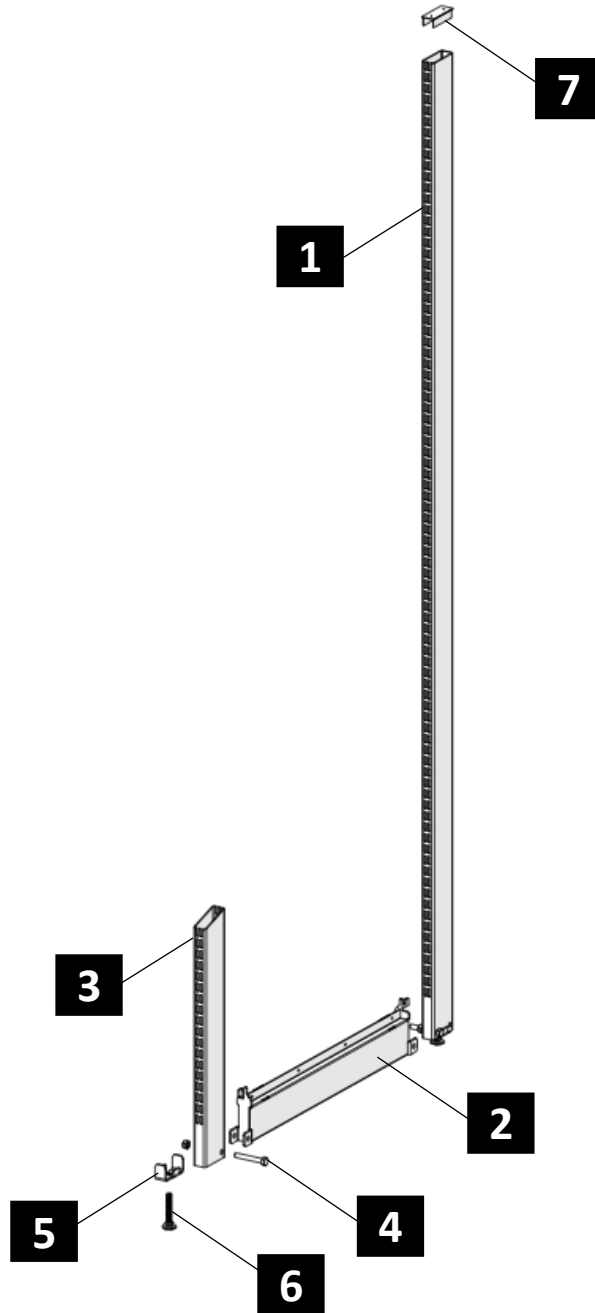


F&V003 Main Unit



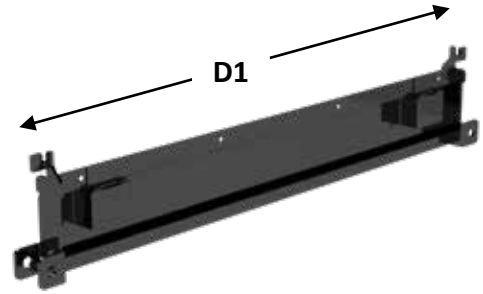
No.	Description	Quantity
1	Wall Upright	1
2	Back Panel	*Review Back Panel combination guide
3	Linking Base F&V	1
4	Front Leg F&V	1
5	Lower Beam F&V	*1 or 2 According to the existence of the basket
6	Bracket F&V (Right – Left)	2
7	Upper Beam F&V	*According to the length of the bracket
8	Front Solid Barrier F&V	1
9	Wire price holder F&V	1
10	Top panel F&V	1
11	Upright base	2
12	Level adjuster	2
13	Upright cap	1
14	M10 Bolt & NUT	2

F&V003 Ending Set



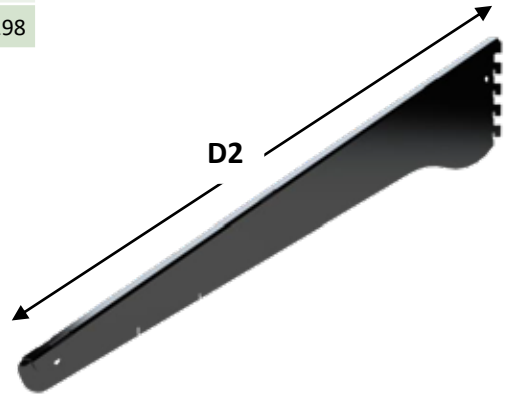
No.	Description	Quantity
1	Wall Upright	1
2	Linking Base F&V	1
3	Front Leg F&V	1
4	M10 Bolt & NUT	1
5	Upright base	1
6	Level adjuster	1
7	Upright cap	1

Linking Base F&V, Bracket F&V Right - Left



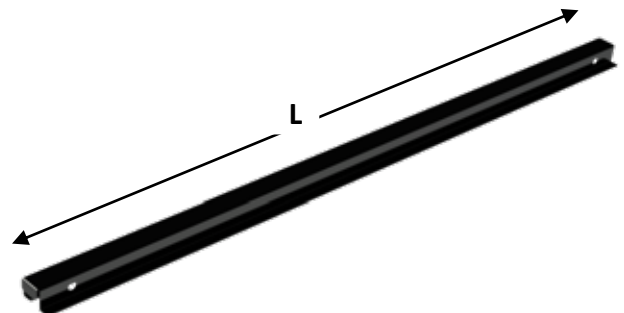
Linking Base F&V		Bracket F&V Right - Left		
D1 (mm)	Product Code	D2 (mm)	Product Code	
			Right	Left
470	M-ST-BA-37446	700	M-ST-BR-1306	M-ST-BR-1297
640	M-ST-BA-1300	900	M-ST-BR-1307	M-ST-BR-1298

D (mm)	No. Of Upper Beam
700	3
900	4



Upper Beam F&V

L (mm)	Product Code
500	M-ST-FK-16868
700	M-ST-FK-16869
800	M-ST-FK-1315
1000	M-ST-FK-1316
1100	M-ST-FK-0000
1250	M-ST-FK-1317



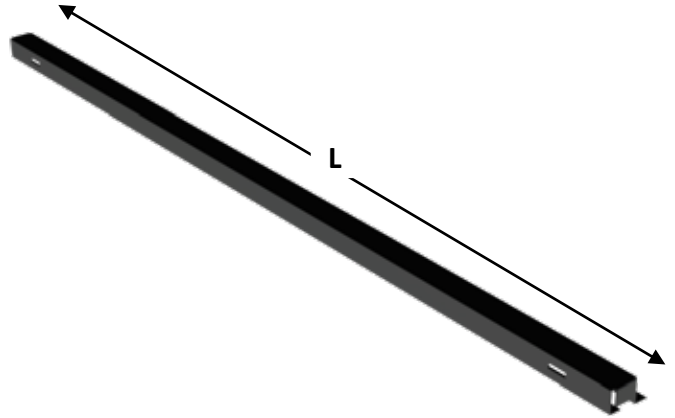
Front Leg F&V

H (mm)	Product Code
565	M-ST-FK-1278



Lower Beam F&V

L (mm)	Product Code
500	M-ST-FK-16862
700	M-ST-FK-16863
900	M-ST-FK-41980
1000	M-ST-FK-1301
1100	
1250	M-ST-FK-1302

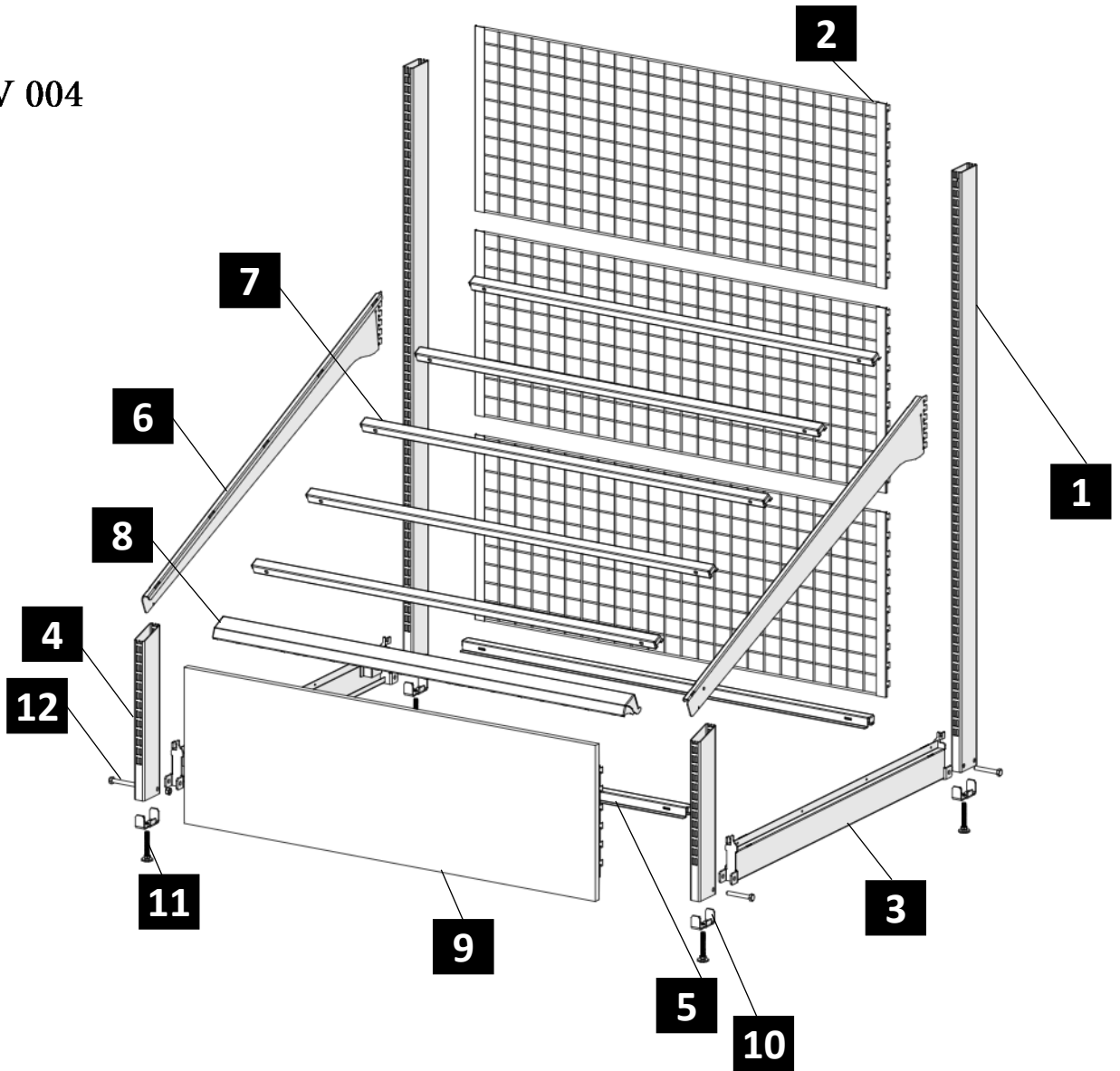


Trolley F&V003

Fully compatible with the aforementioned trolley models.

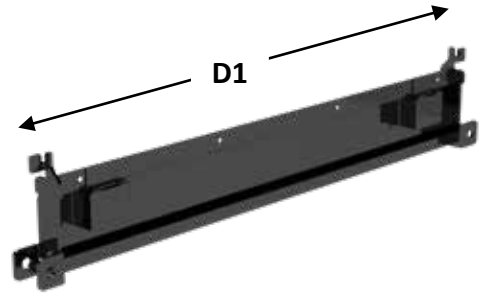


F&V 004



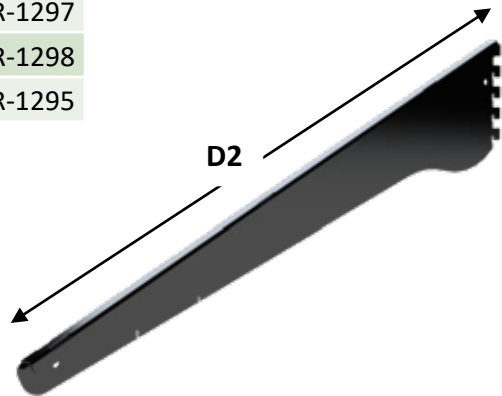
No.	Description	Quantity
1	Wall Upright	1
2	Back Panel	*Review Back Panel combination guide
3	Linking Base F&V	1
4	Front Leg F&V	1
5	Lower Beam F&V	2
6	Bracket F&V (Right - Left)	2
7	Upper Beam F&V	*According to the length of the bracket
8	Front Solid Barrier F&V	1
9	Front Panel F&V	1
10	Upright base	2
11	Level adjuster	2
12	M10 Bolt & NUT	2

Linking Base F&V, Bracket F&V Right - Left



Linking Base F&V		Bracket F&V Right - Left		
D1 (mm)	Product Code	D2 (mm)	Product Code	
			Right	Left
470	M-ST-BA-37446	700	M-ST-BR-1306	M-ST-BR-1297
640	M-ST-BA-1300	900	M-ST-BR-1307	M-ST-BR-1298
1015	M-ST-BA-1299	1250	M-ST-BR-1304	M-ST-BR-1295

D2 (mm)	No. Of Upper Beam
700	3
900	4
1250	5




Front Leg F&V

H (mm)	Product Code
453	M-ST-FK-1279
565	M-ST-FK-1278

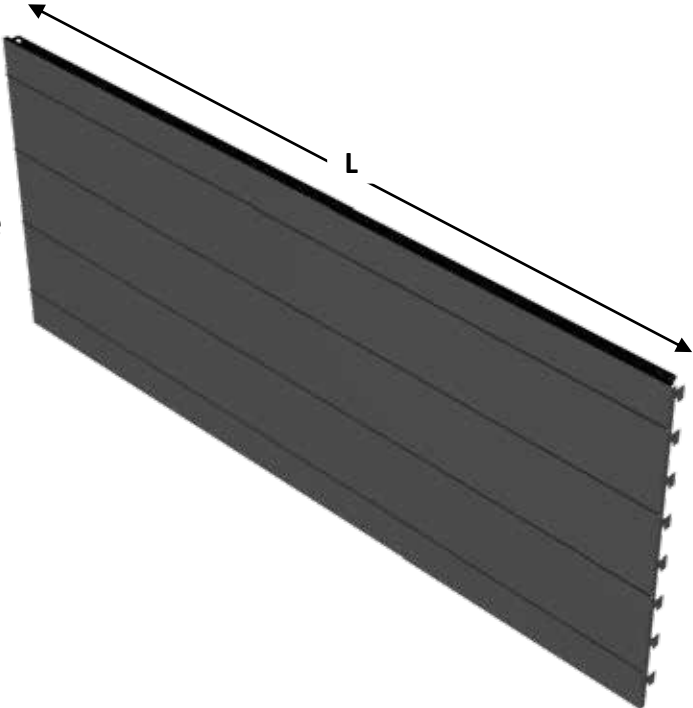


Front Panel F&V

L (mm)	Product Code
900	M&W-F-K-42785
1000	M&W-F-K-42782
1250	M&W-F-K-17913



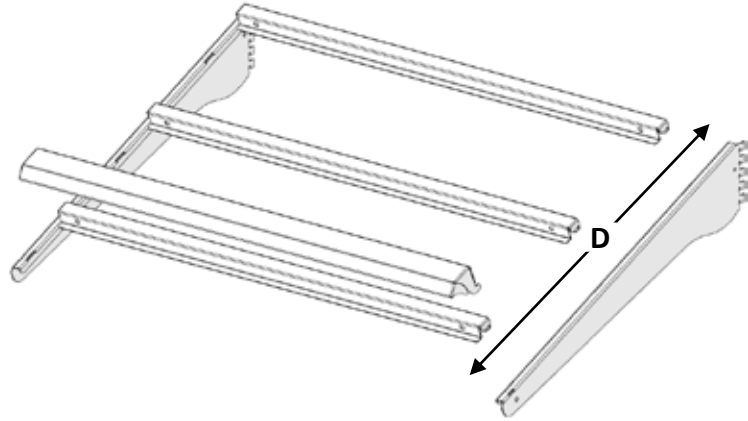
For available Lengths and codes, review the **Traced backpanel** section **H400**.



Upper Brackets F&V

Detachable


D (mm)	Product Code		No. Of Upper Beam
	Right	Left	
500	M-ST-BR-1305	M-ST-BR-1296	2
600	M-ST-BR-1303	M-ST-BR-1294	3
700	M-ST-BR-1306	M-ST-BR-1297	3



F&V compound shelf


One part

D (mm)	L (mm)	Product Code
400	665	
400	1250	



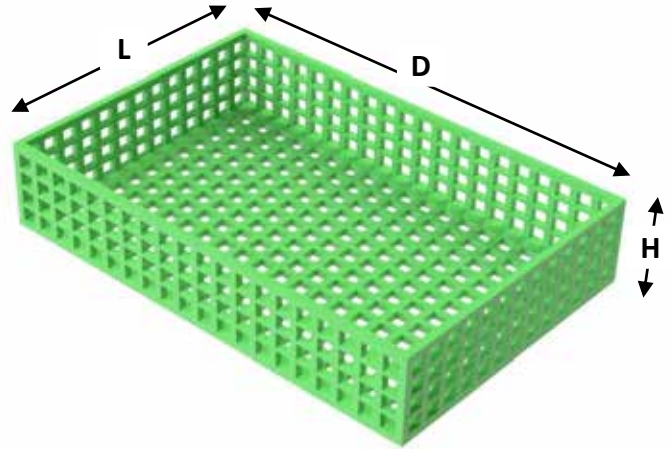
There is two options to put the goods on those brackets with beams

- There is a plastic baskets available in two dimensions
- There is a wooden baskets in dimensions according to the depth of the brackets and the length of the unit



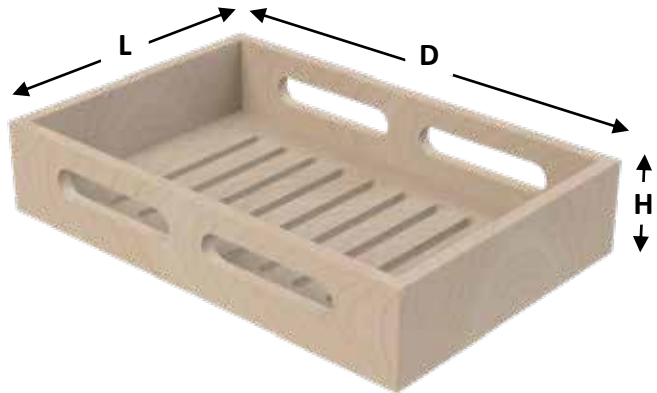
Plastic Basket F&V

L (mm)	D (mm)	H (mm)	Product Code
400	600	115	[M-R-A-PL-15833]
400	600	195	[M-R-A-PL-37230]



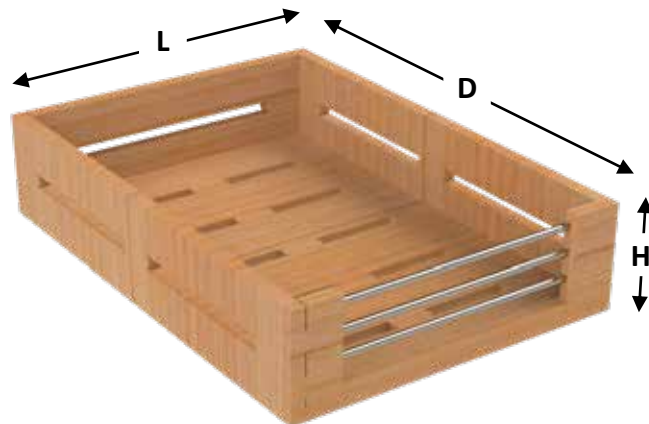
Wooden Basket F&V

L (mm)	D (mm)	H (mm)	Product Code
400	500	100	W-S-F-K-40983
500	500	100	W-S-F-K-40986
400	600	100	W-S-F-K-40984
500	600	100	W-S-F-K-40985



Wooden Basket with stainless steel barrier F&V

H (mm)	D (mm)	L (mm)	Product Code
150	500	500	M&W-F-K-17883
150	700	500	M&W-F-K-17885
150	900	500	M&W-F-K-17887
150	500	700	M&W-F-K-17884
150	700	700	M&W-F-K-17886
150	900	700	M&W-F-K-17888

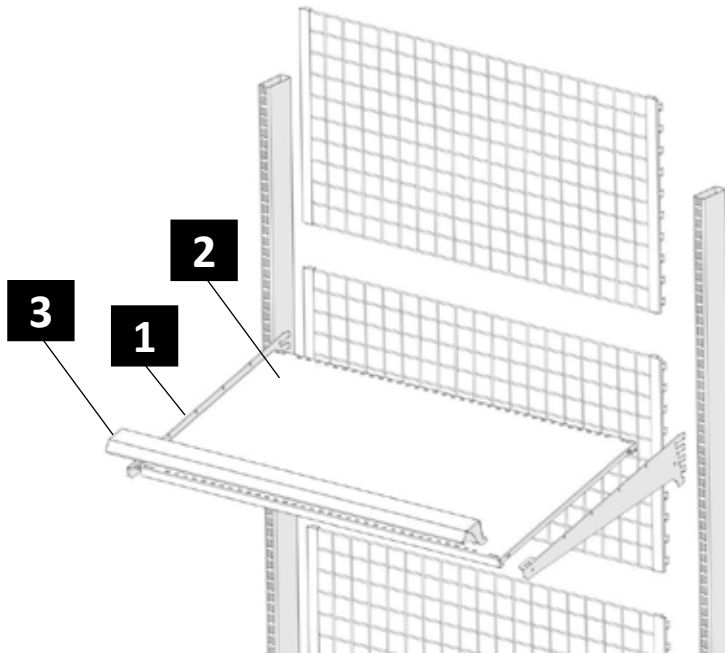


F&V Units

For the upper shelves, you can choose between a **solid shelf** (review max load section) or a **wire shelf** (review frontal system). Both can be installed either **flat** or **inclined** using a special bracket.



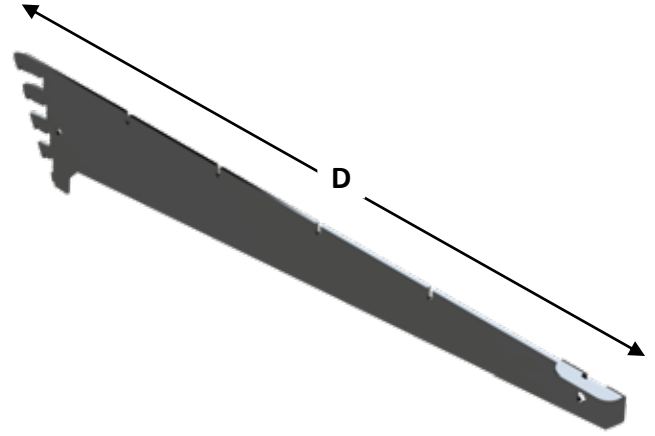
Inclined shelf components




No.	Description	Quantity
1	Bracket 2 step for shelf F&V (Right – Left)	2
2	solid shelf (with flat edge), or wire shelf	1
3	F&V front barrier	1

Bracket 2 step for shelf F&V (Right – Left)

D (mm)	Product Code	
	Left	Right
400	M-ST-BR-36777	M-ST-BR-36775
500	M-ST-BR-36781	M-ST-BR-36779



An optional **Canopy shelf** can be mounted on the unit's top, available as either a **wire** or **solid** shelf.



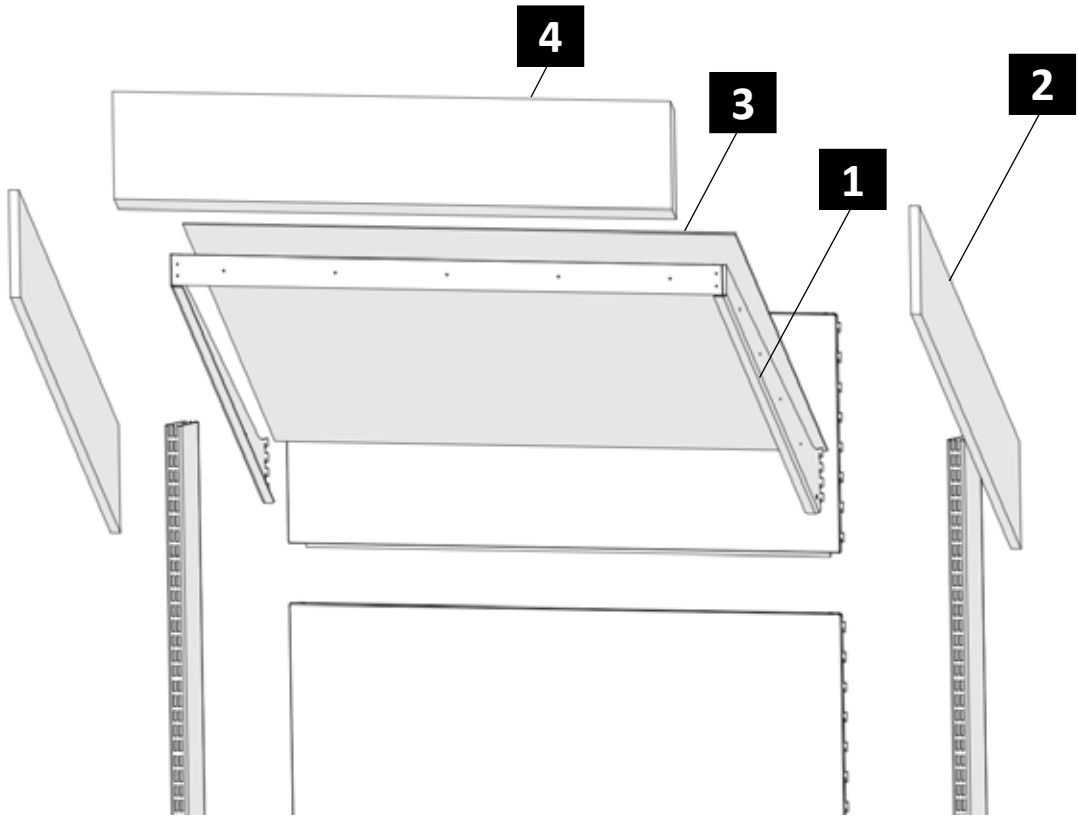
For the **upper part**, you have additional choices, including two options for adding a **mirror**.

Option 1

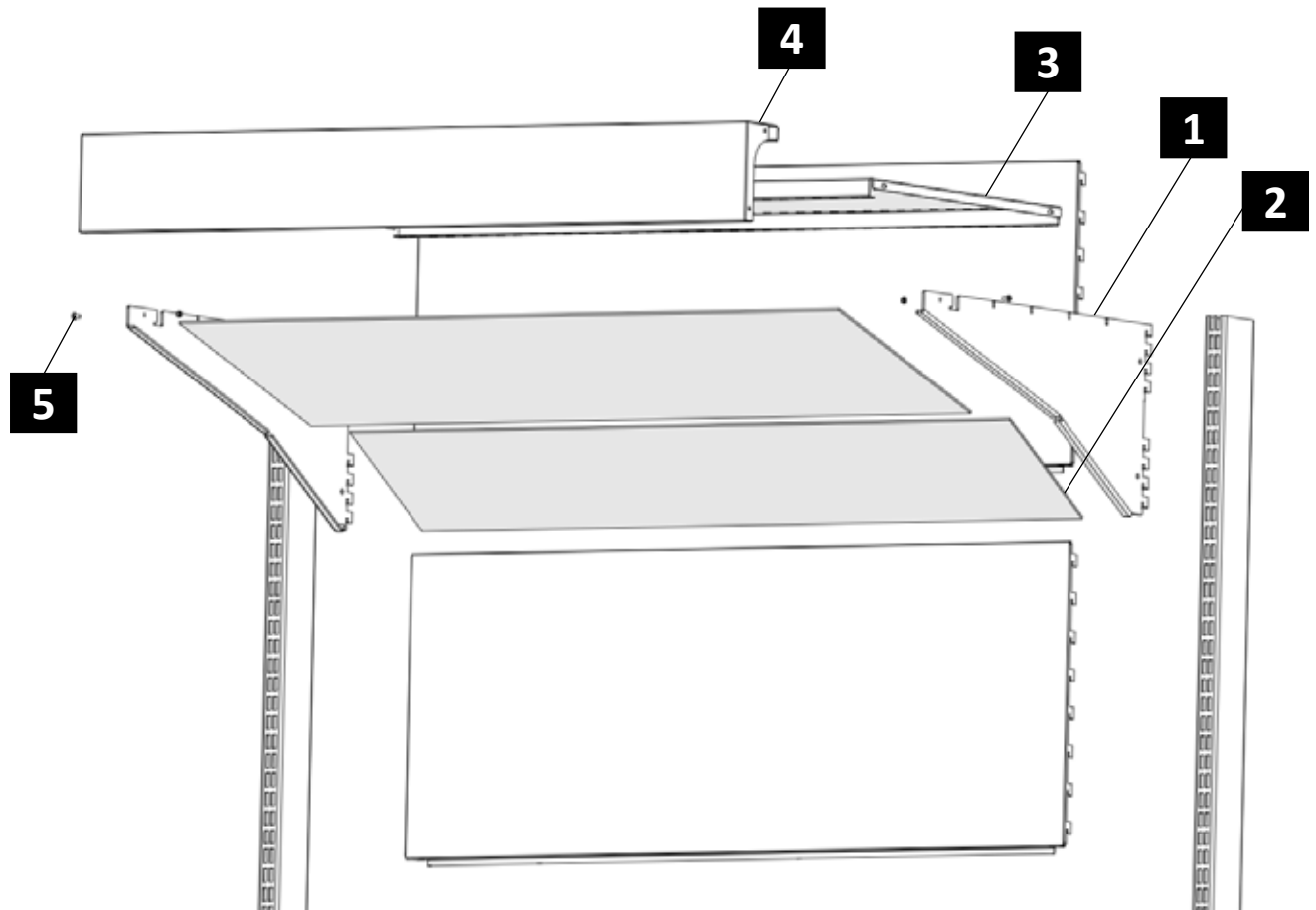


Option 2





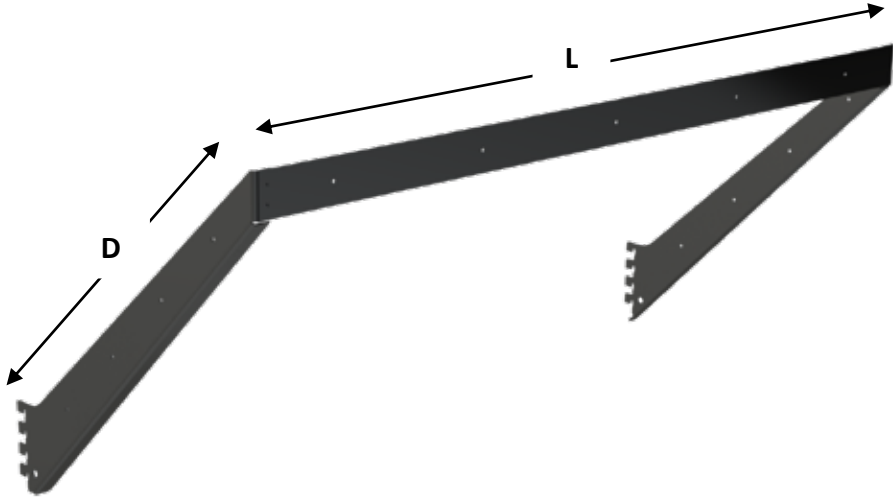
No.	Description	Quantity
1	Mirror holder Kit	1
2	Side wooden component	x2 *per line
3	Mirror	1
4	Front wooden component	1



No.	Description	Quantity
1	Mirror holder bracket (Right - Left)	2
2	Multi size mirror	2
3	solid shelf (with flat edge)	1
4	Promotional holder	1
5	Pan cross head M4 and nut	2

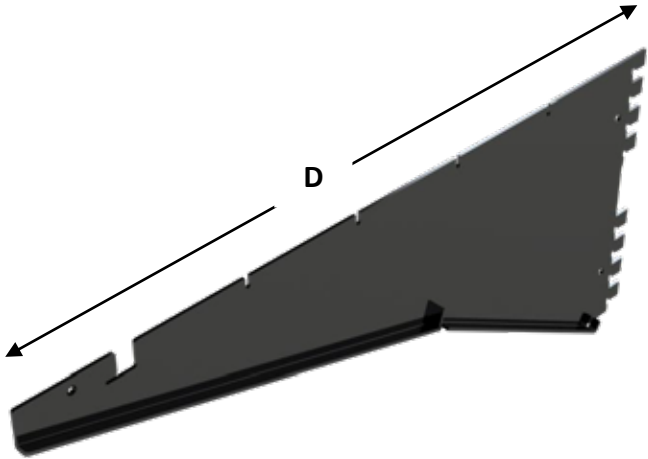
Mirror holder kit

D (mm)	L (mm)	Product Code
500	1000	



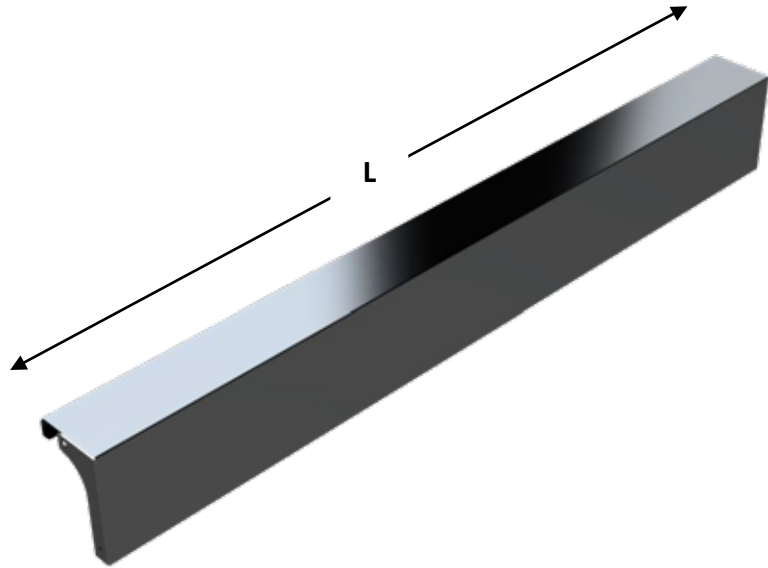
Canopy001 Bracket

D (mm)	Product Code	
	Right	Left
500	M-ST-FK-36792	M-ST-FK-36794



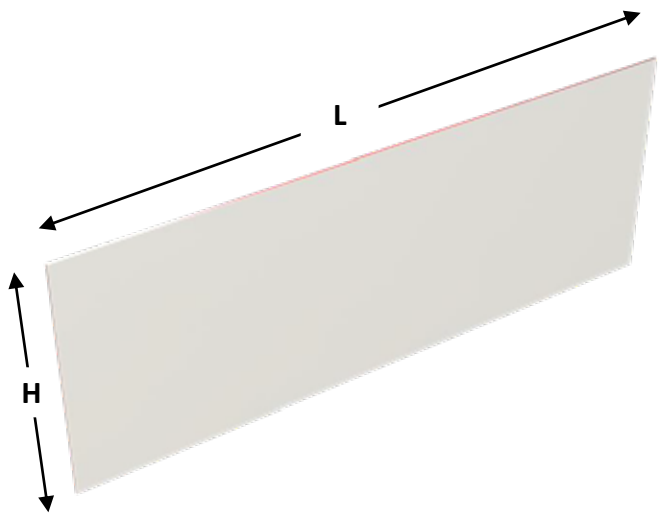
Canopy001-Front Panel

L (mm)	Product Code
1250	M-ST-FK-36796

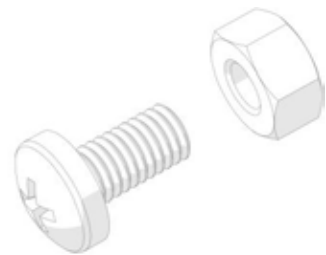


Canopy001-Mirror

Component		Product Code
H	L	
230	1250	M-ST-FK-36798
370	1250	M-ST-FK-36799



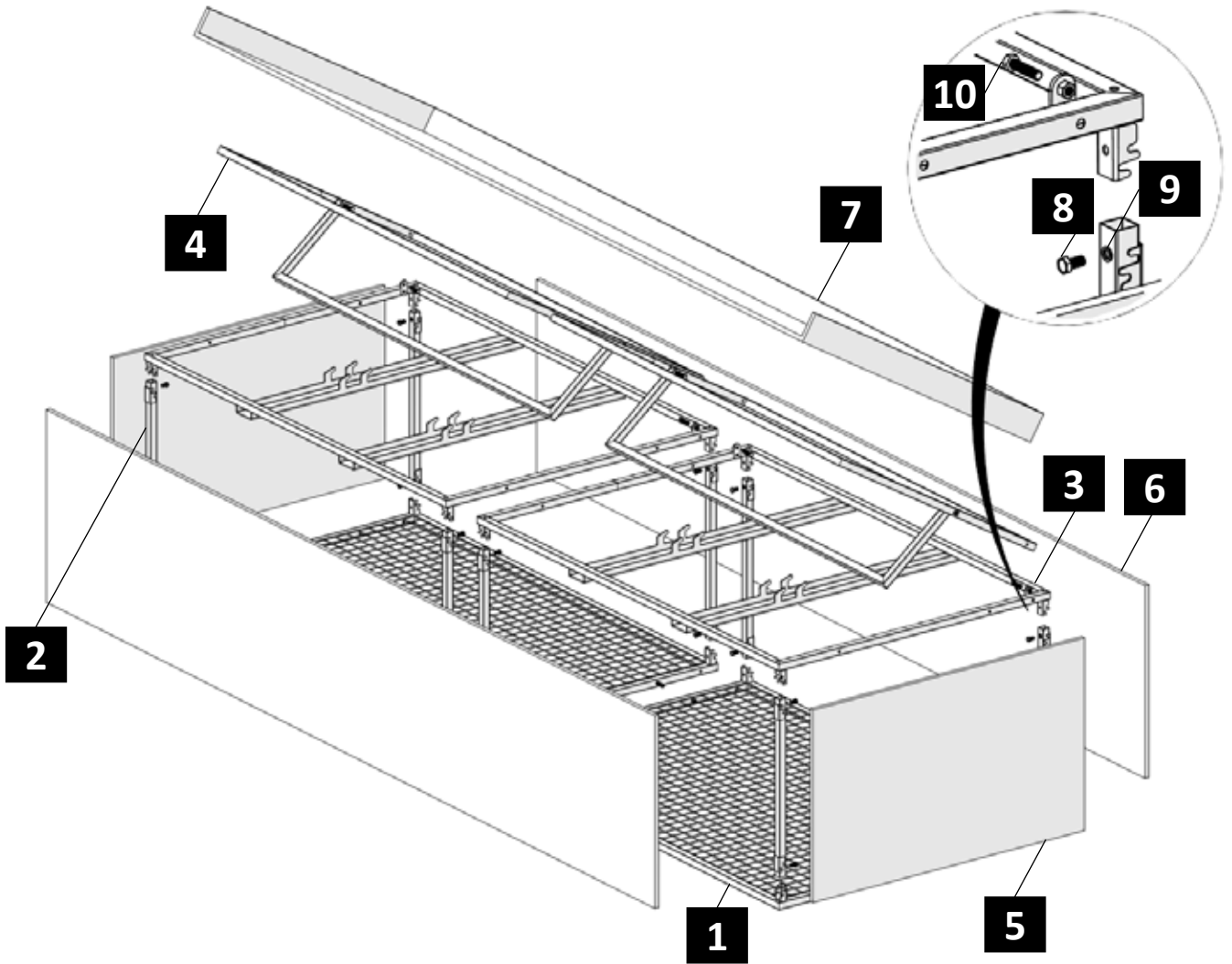
Component	Product Code
Pan cross head M4	M-R-A-SC-15843
Nut M4	M-R-A-NU-15809



F&V005

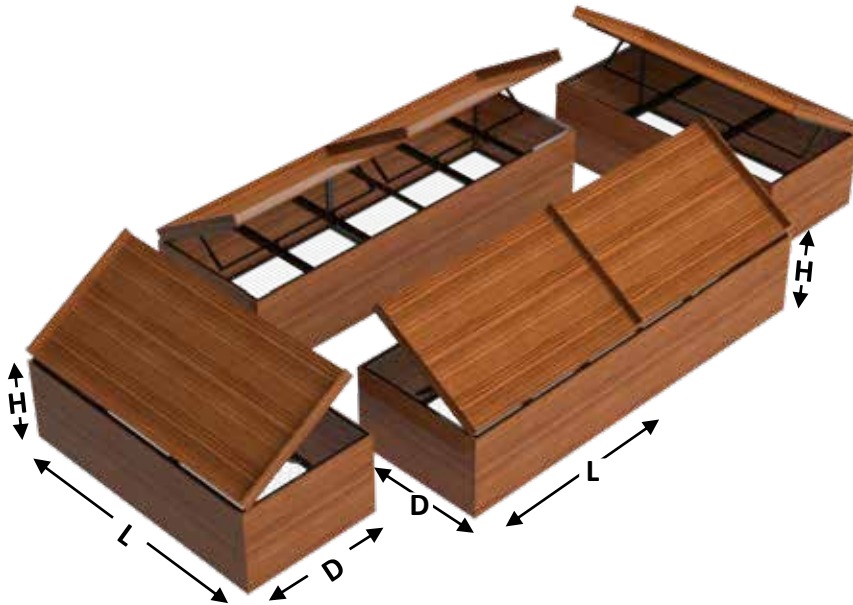


F&V005 Components



No.	Description	Quantity
1	F&V lower frame	1
2	F&V connecting upright	4
3	F&V upper frame	1
4	F&V movable frame	1
5	Side wooden cladding	2
6	Front + back wooden cladding	2
7	Upper movable wooden holder	1
8	Allen screw M8	8
9	Rivet nut Insert M8	8
10	M10 Bolt & Nut	4

F&V005



	H (mm)	D (mm)	L (mm)	Qty.	Product Code
Island	780	1300	1950	4	M-ST-F-16472
Head	780	1300	2600	2	M-ST-F-16474

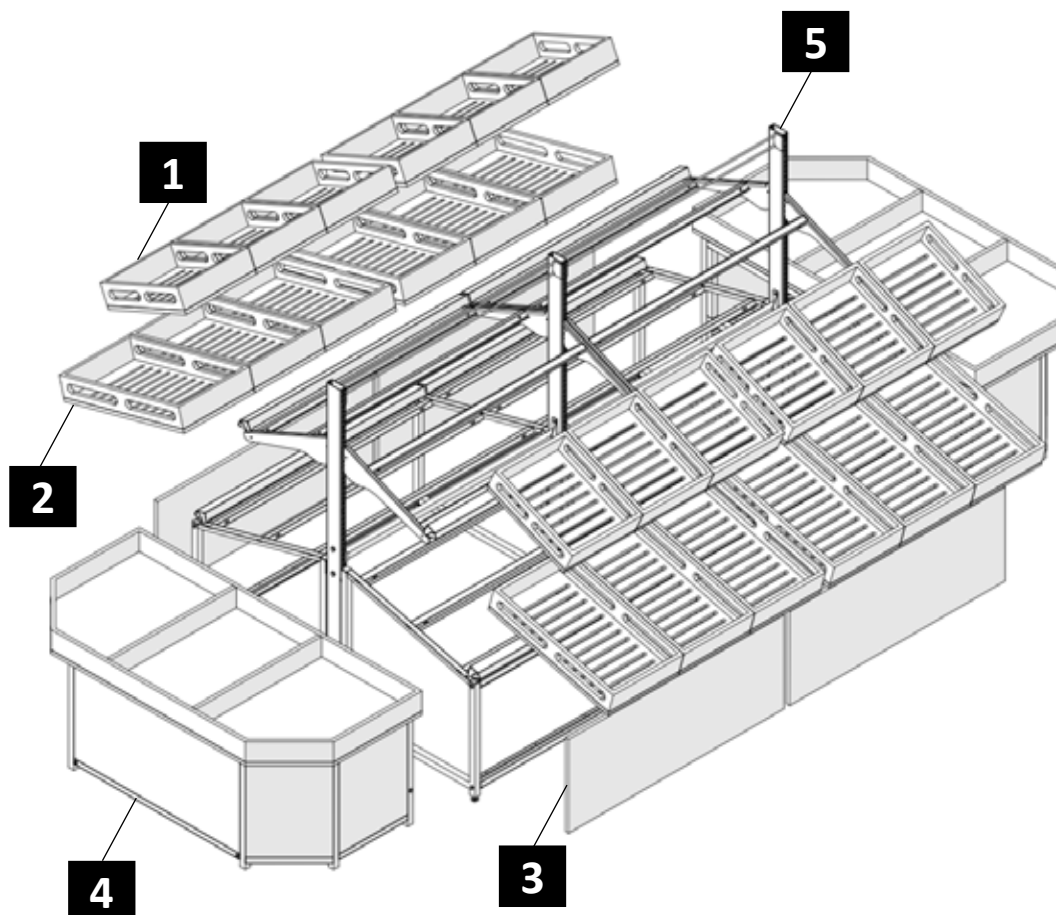


	H (mm)	D (mm)	L (mm)	Qty.	Product Code
Island	780	750	2000	2	M-ST-F-16468
Head	780	1000	1500	2	M-ST-F-16470

F&V006

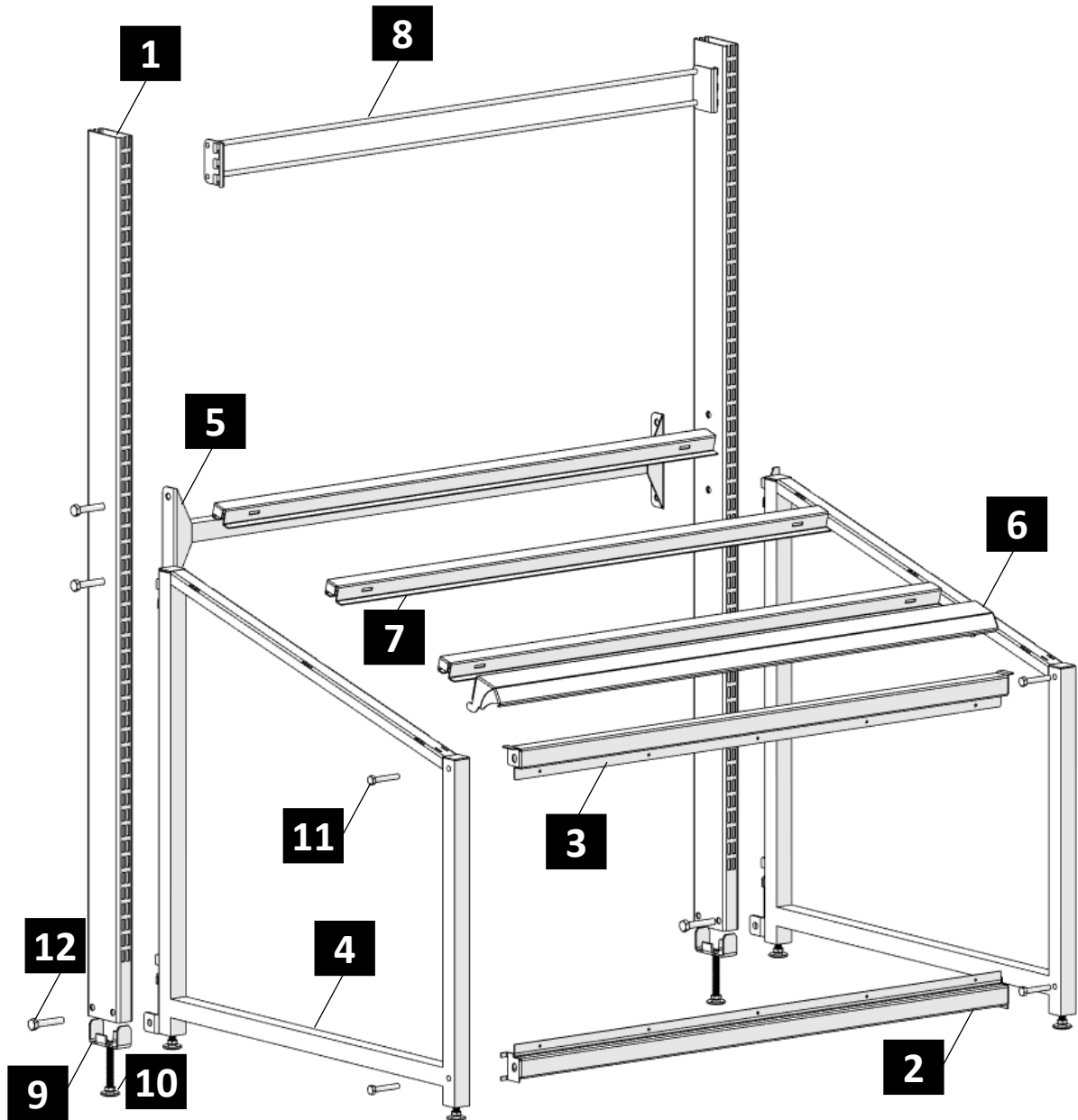


F&V006



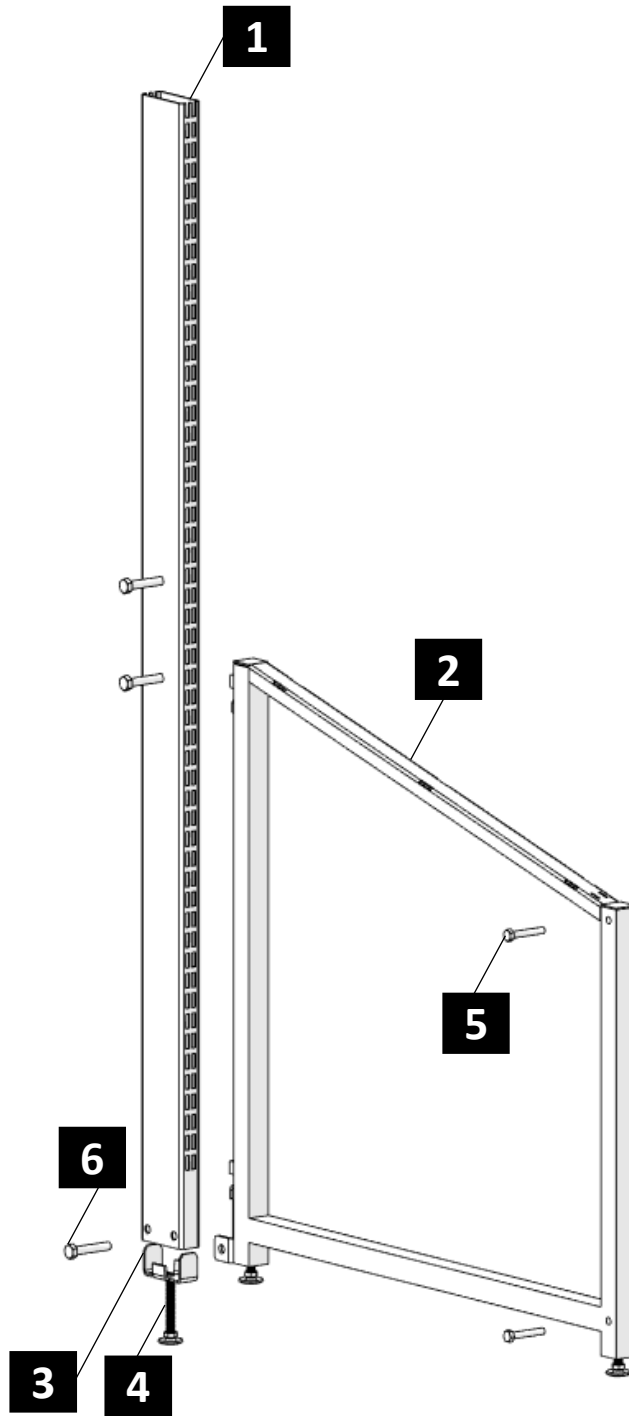
No.	Description	Quantity
1	F&V upper wooden basket	*According to the island length
2	F&V lower wooden basket	*According to the island length
3	Front Panel F&V	x2 *per line
4	F&V Head	2
5	F&V Island chassis	1

F&V006



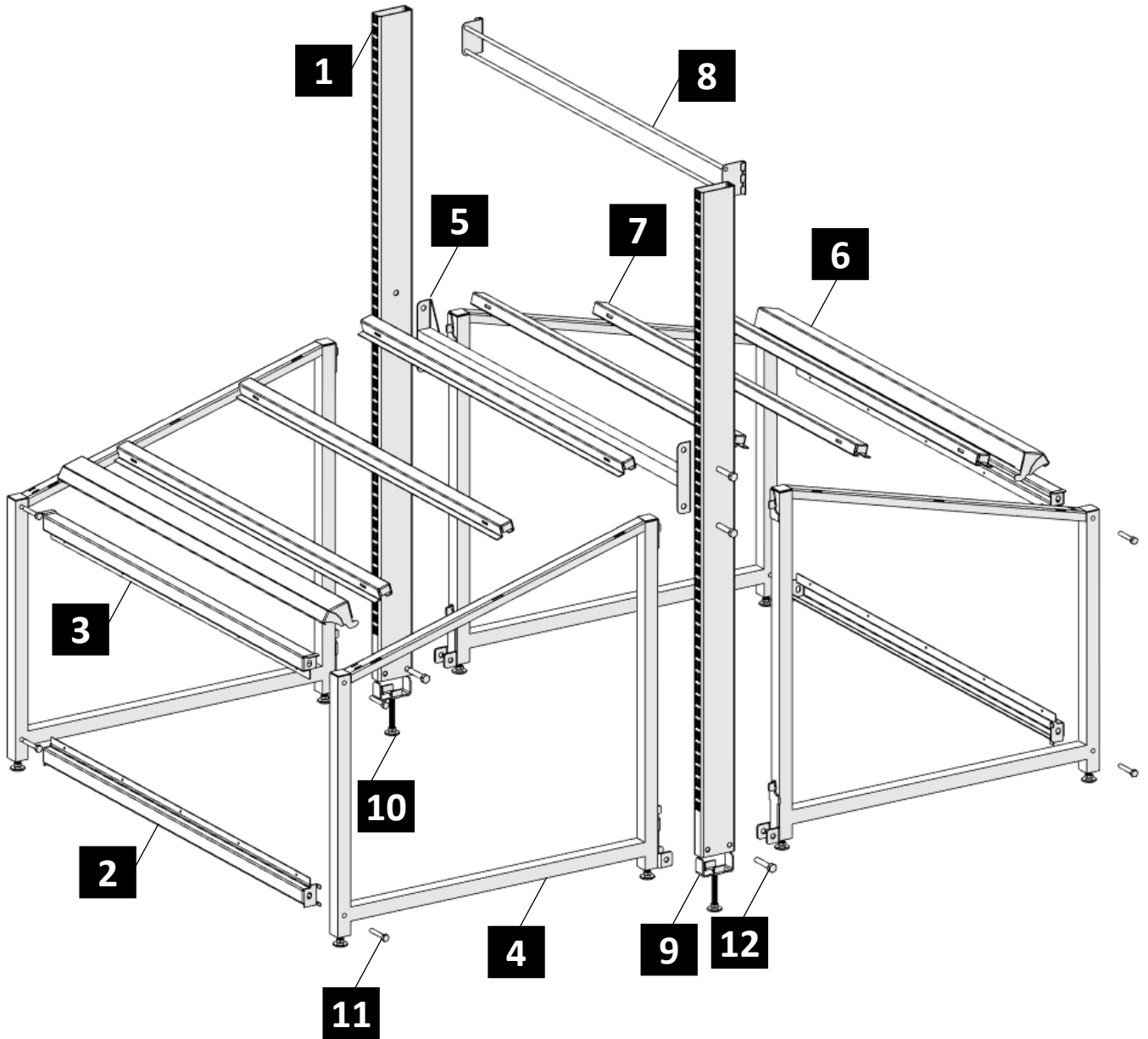
No.	Description	Quantity
1	F&V upright	1
2	F&V lower front link	1
3	F&V upper front link	1
4	F&V Base	1
5	F&V connecting bar	1
6	F&V front barrier	1
7	Lower beam	3
8	Wire price holder F&V	1
9	Upright Base	1
10	Adjuster	1
11	M8 Bolt & Nut	4
12	M10 Bolt & Nut	1

F&V006



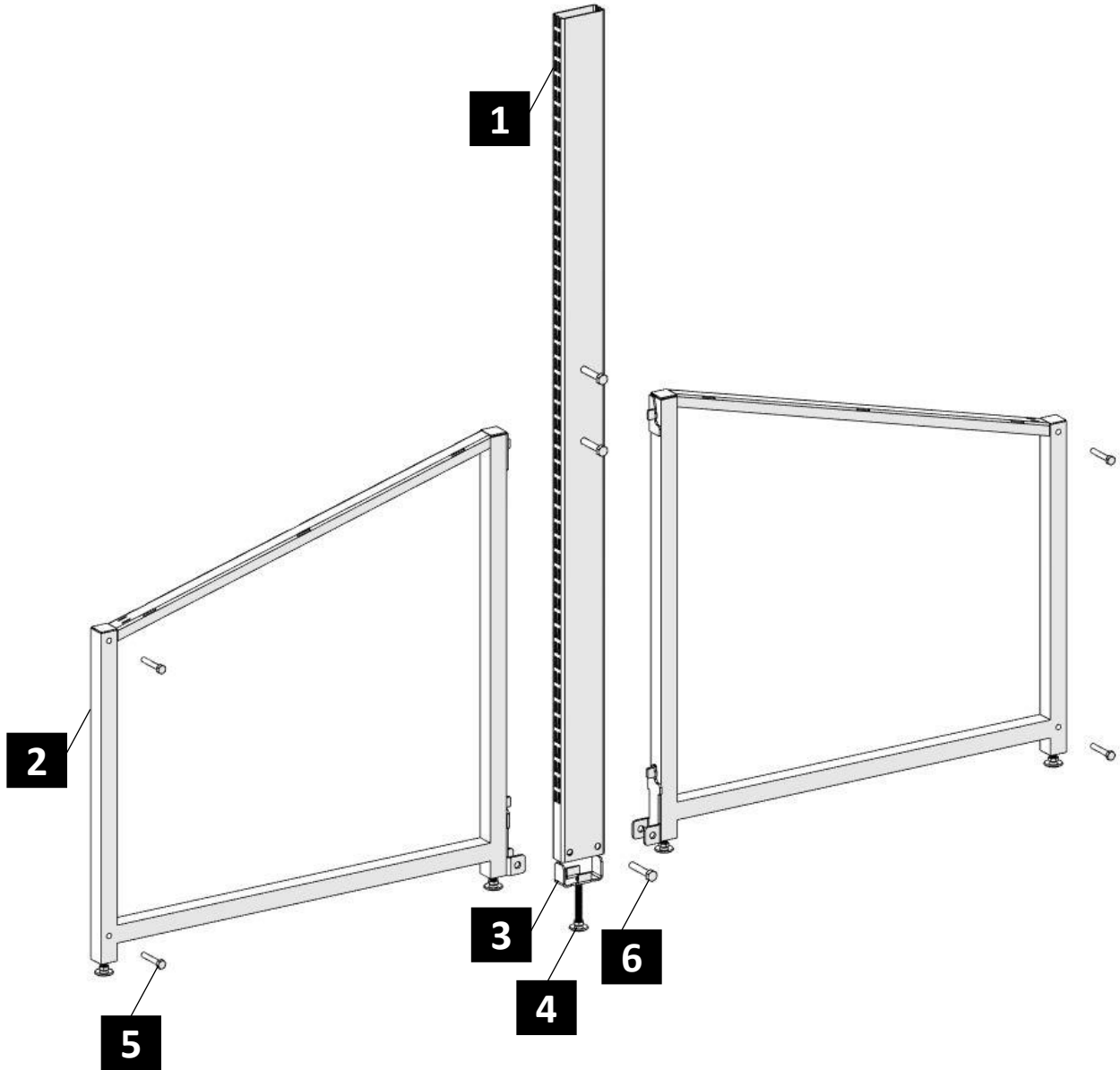
No.	Description	Quantity
1	F&V upright	1
2	F&V Base	1
3	Upright Base	1
4	Adjuster	1
5	M8 Bolt & Nut	4
6	M10 Bolt & Nut	1

F&V006



No.	Description	Quantity
1	F&V upright	1
2	F&V lower front link	2
3	F&V upper front link	2
4	F&V Base	2
5	F&V connecting bar	1
6	F&V front barrier	2
7	Lower beam	6
8	Wire price holder F&V	1
9	Upright Base	1
10	Adjuster	1
11	M8 Bolt & Nut	6
12	M10 Bolt & Nut	2


F&V006



No.	Description	Quantity
1	F&V upright	1
2	F&V Base	2
3	Upright Base	1
4	Adjuster	1
5	M8 Bolt & Nut	6
6	M10 Bolt & Nut	2

F&V006 Head

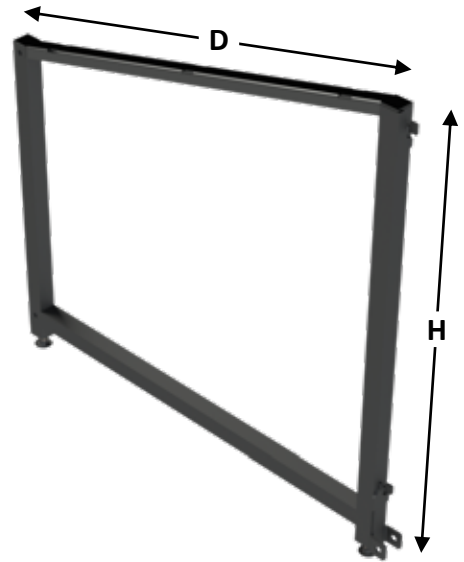
H (mm)	D (mm)	L (mm)	Product Code
600	750	1600	M&W-UNIT-40989



F&V006 components


F&V Base

H (mm)	D (mm)	Product Code
740	750	
600	760	M-ST-FK-40971




F&V lower front link

L (mm)	Product Code
1000	
1250	M-ST-FK-40977



F&V upper front link


L (mm)	Product Code
1000	
1250	M-ST-FK-40975



F&V006 components

F&V connecting bar

L (mm)	Product Code
1000	
1250	M-ST-FK-40979

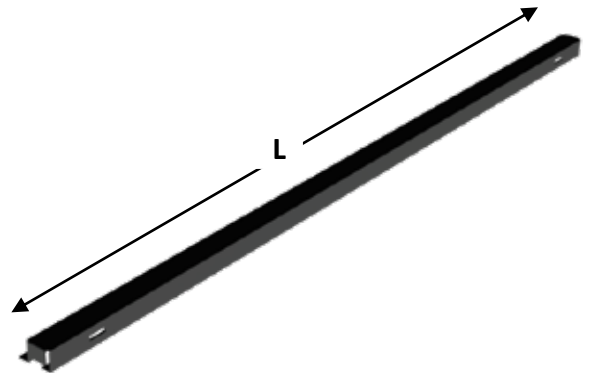


Lower Beam F&V

Note:

Lower Beam is designed for use on the first level.

For available Lengths and codes, review the **Lower Beam** section.

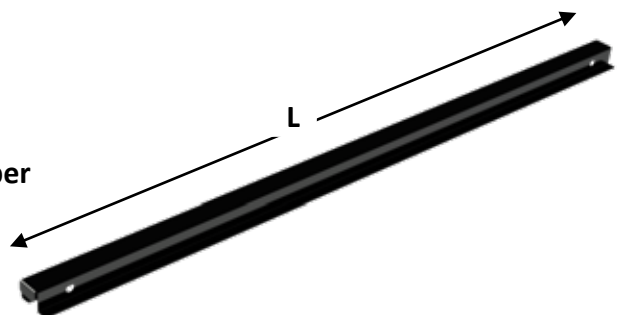


Upper Beam F&V

Note:

Upper Beam is compatible for use on the upper level.


For available Lengths and codes, review the **Upper Beam** section.



F&V006 components

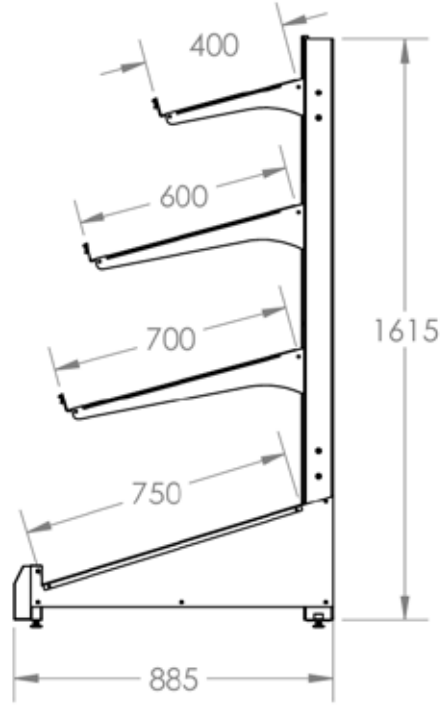
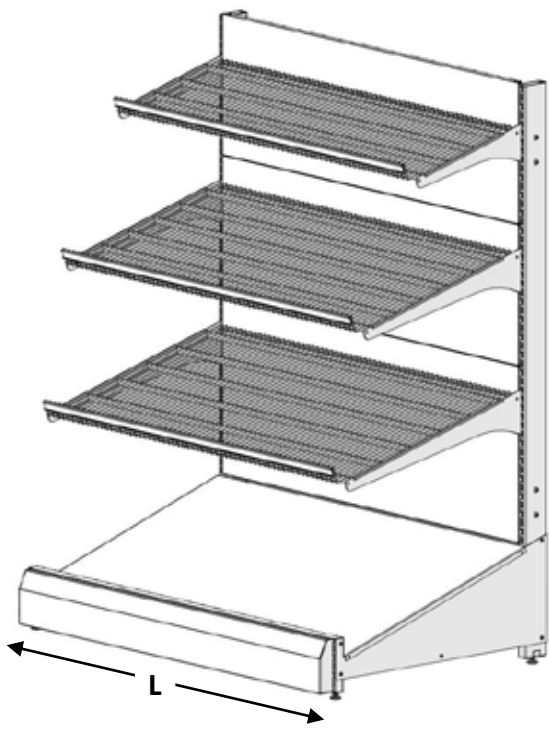
F&V Box

All F&V box types can be used with the F&V006 Box



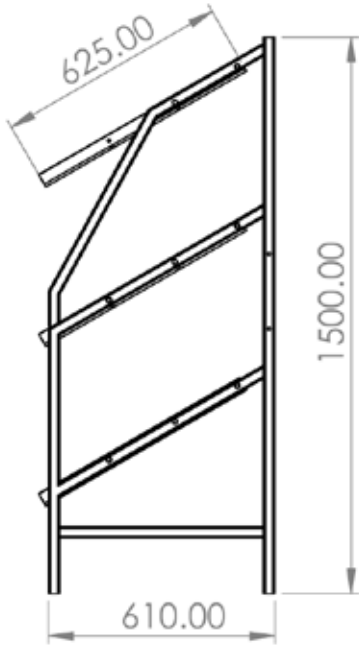
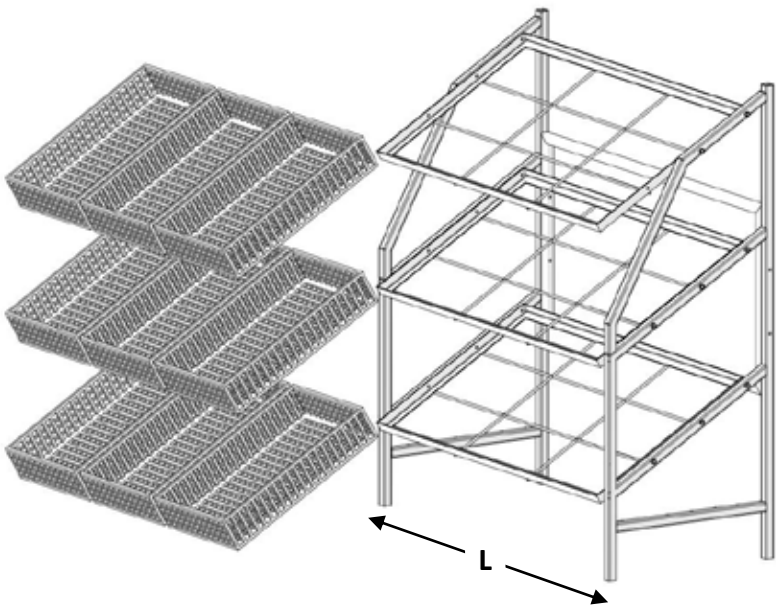
F&V009

L (mm)	Product Code
1250	M-ST-F-1290



C004

L (mm)	Product Code
1315	M-ST-F-1311



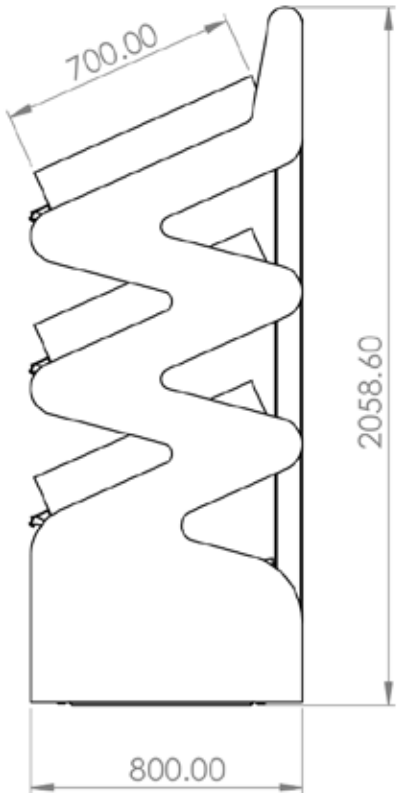
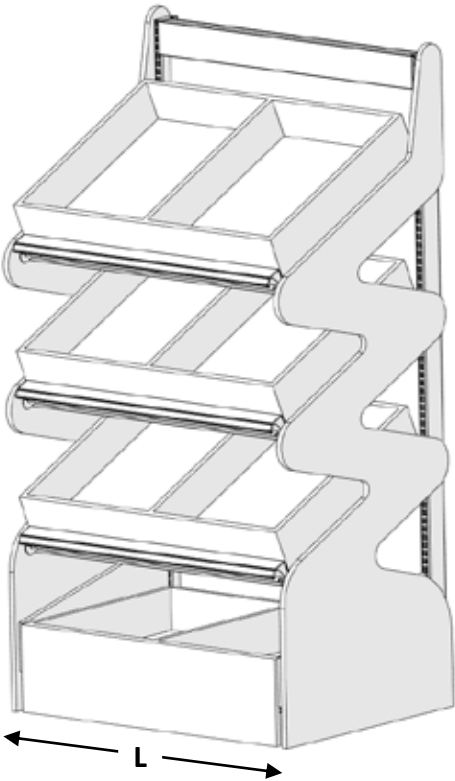
Bakery Units



Bakery Units

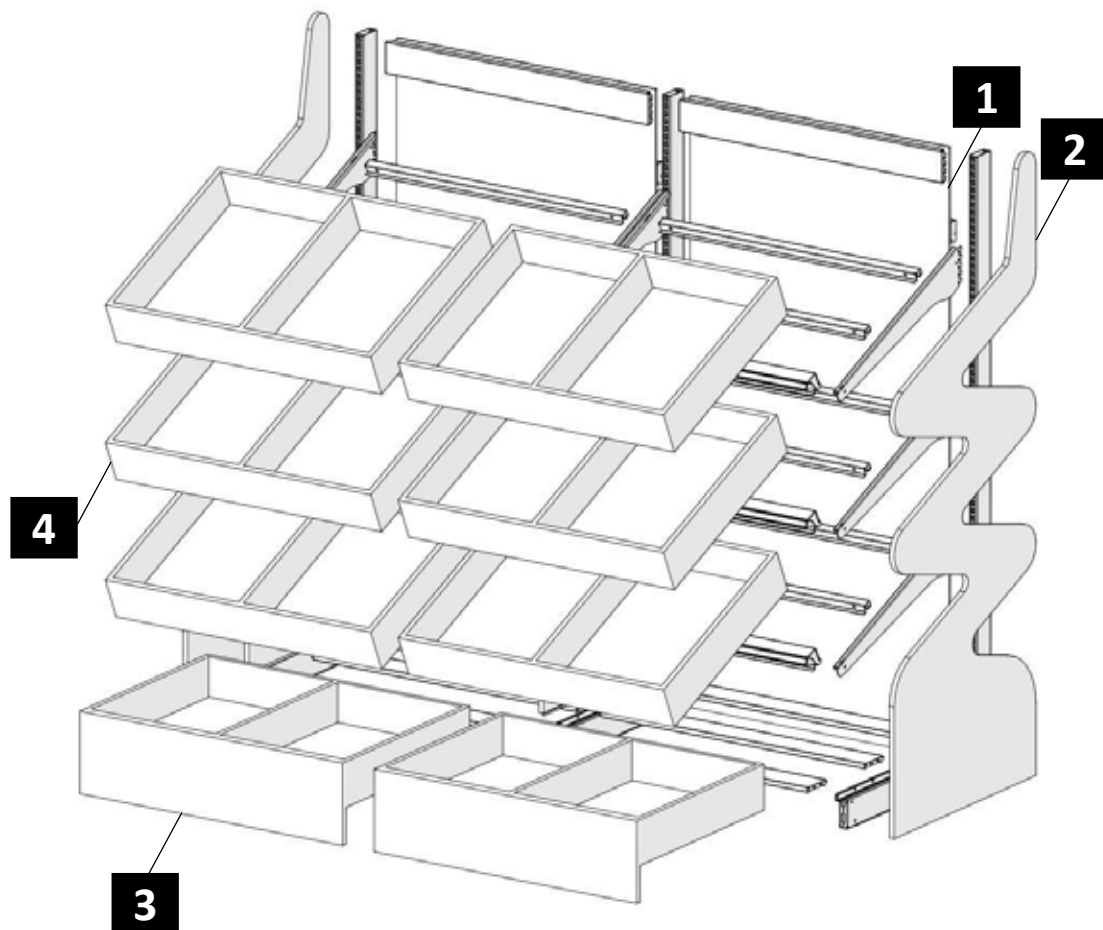
Bakery B001

L (mm)	Product Code
1000	M&W-UNIT-17930



Bakery Units

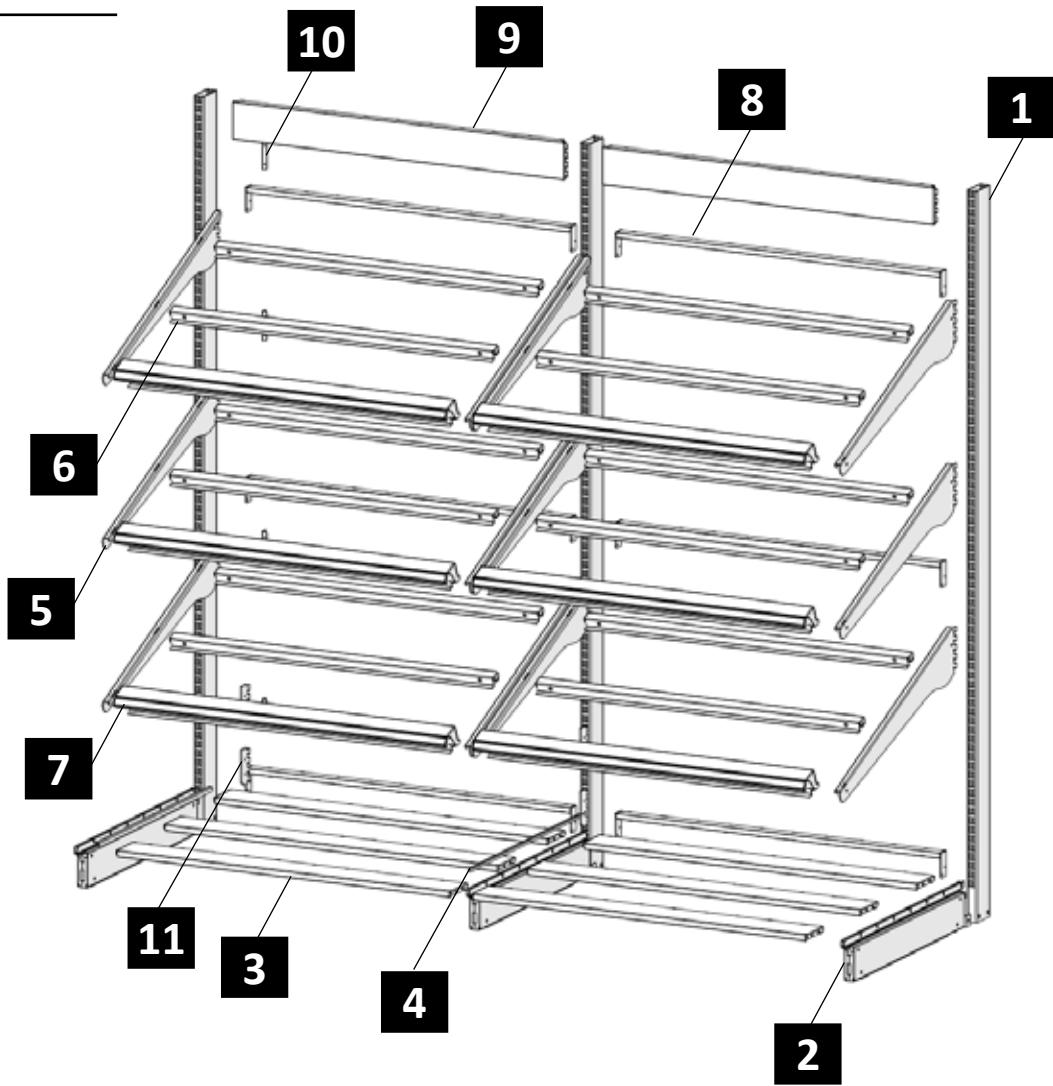
Bakery B001



No.	Description	Quantity
1	Bakery wooden decorative side	x2 *per line
2	Bakery wooden back panel	1
3	Lower wooden bakery shelf	1
4	Upper wooden bakery shelf	*According to the client need

Bakery Units

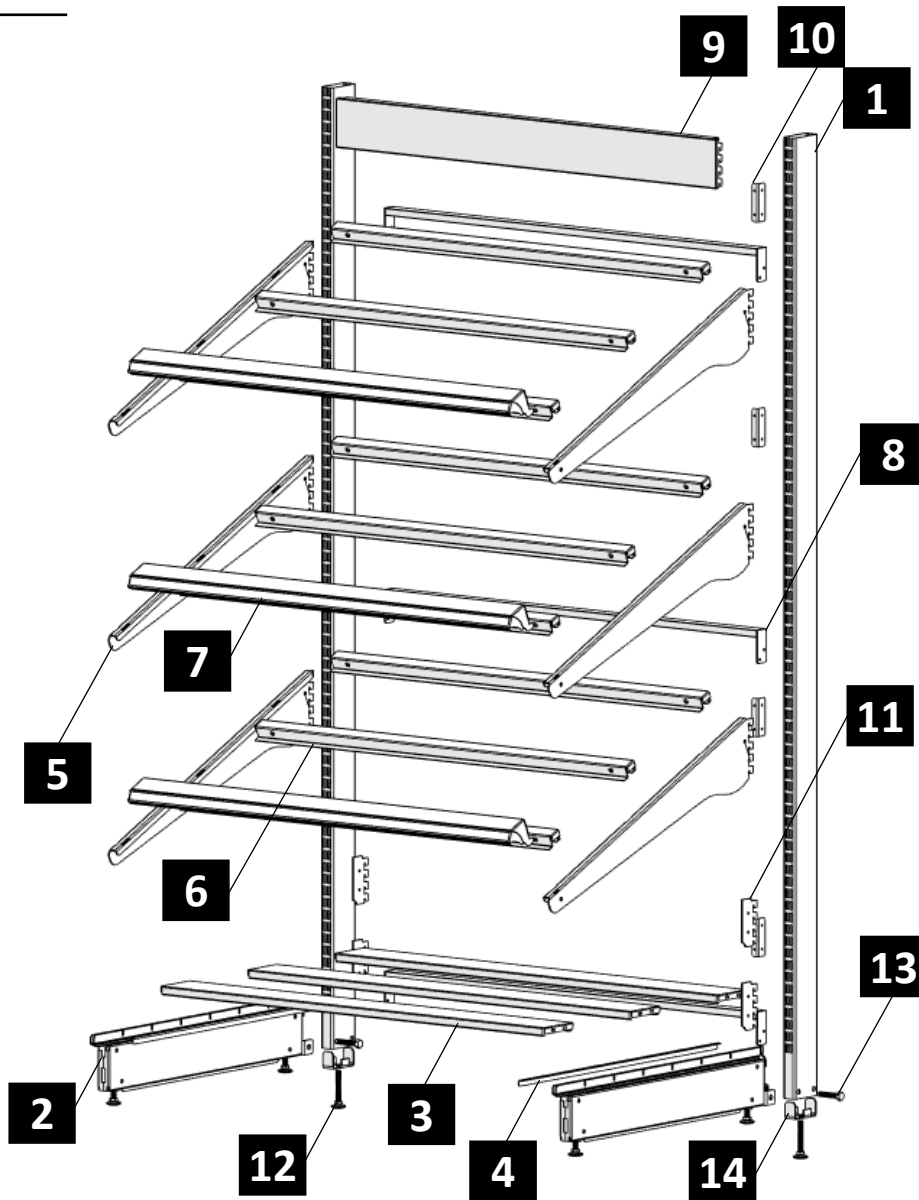
Bakery B001



No.	Description	Quantity
1	Wall Upright	1
2	Baseleg	1
3	Base shelf D100	D/2
4	Lower wooden shelf holder(Right – Left)	2
5	Bracket F&V (Right – Left)	2
6	Upper Beam F&V	*According to the length of the bracket
7	Front Solid Barrier F&V	1
8	Bakery connecting bar	3
9	Top Panel	1
10	Wooden back panel holder	8
11	Wooden side holder	2

Bakery Units

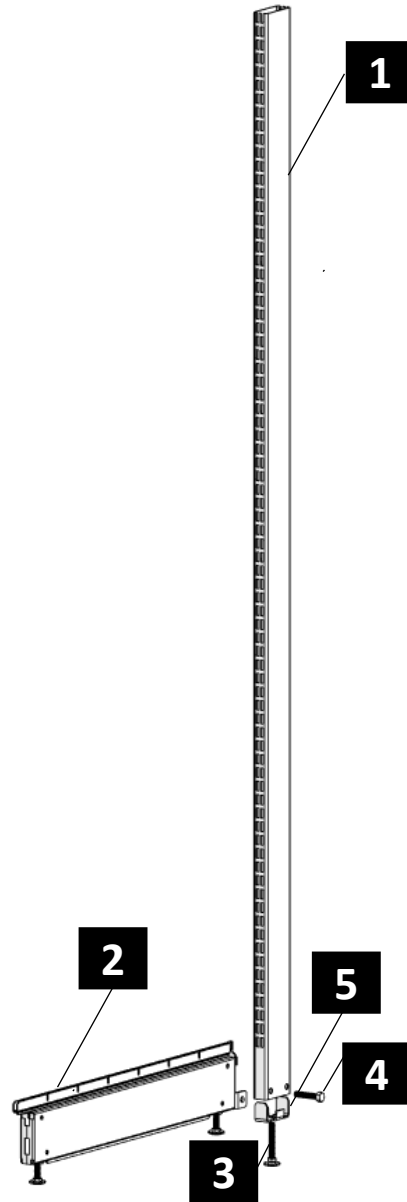
Bakery B001



No.	Description	Quantity
1	Wall Upright	1
2	Baseleg	1
3	Base shelf D100	D/2
4	Lower wooden shelf holder(Right – Left)	2
5	Bracket F&V (Right – Left)	2
6	Upper Beam F&V	*According to the length of the bracket
7	Front Solid Barrier F&V	1
8	Bakery connecting bar	3
9	Top Panel	1
10	Wooden back panel holder	8
11	Wooden side holder	2
12	Adjuster	3
13	M10 Bolt & Nut	1
14	Upright base	1

Bakery Units

Bakery B001



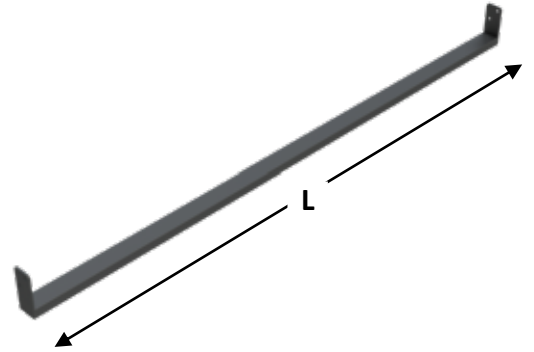
No.	Description	Quantity
1	Wall Upright	1
2	Baseleg	1
3	Adjuster	3
4	M10 Bolt & Nut	1
5	Upright base	1

Bakery Units

Bakery B001 Components


Bakery connecting bar

L (mm)	Product Code
1000	M-ST-FK-1219



Wooden back panel holder

H (mm)	Product Code
80	M-ST-FK-16832



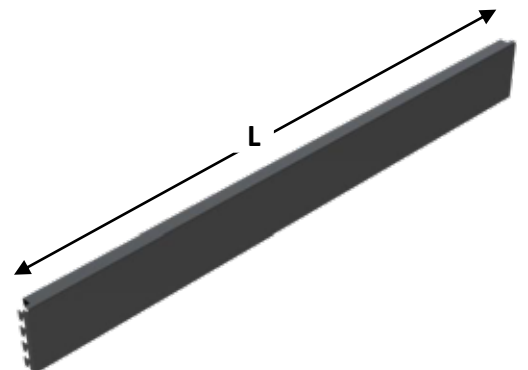
Wooden side holder

H (mm)	Product Code
100	M-ST-FK-16831



Top Panel

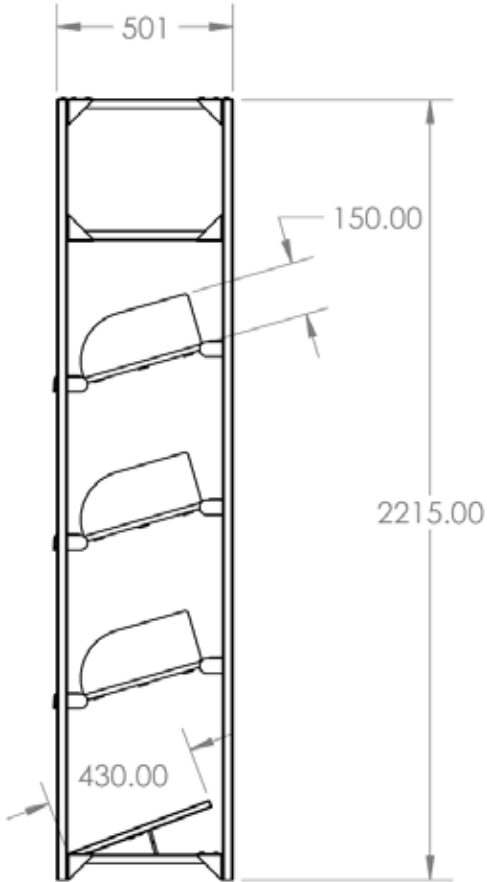
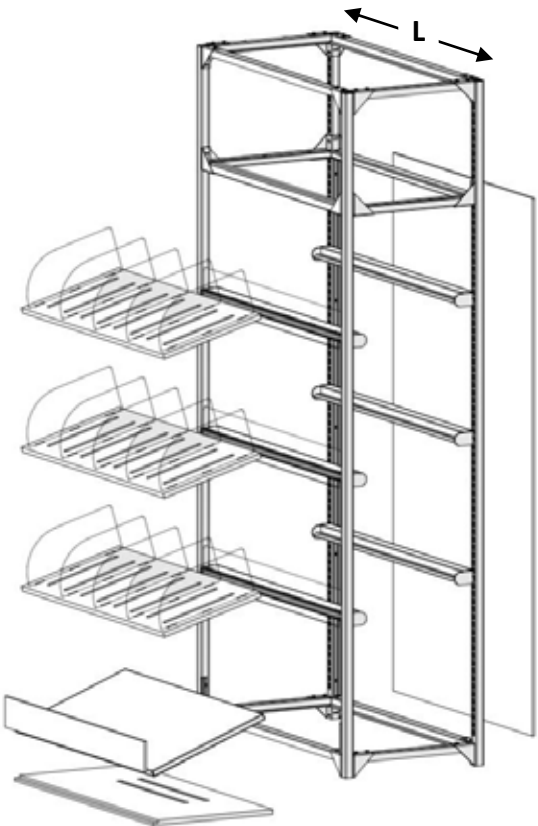
L (mm)	Product Code
1000	M-ST-FK-16833



Bakery Units

Bakery B002

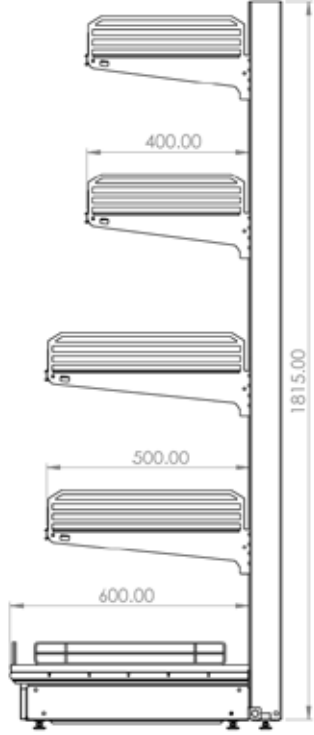
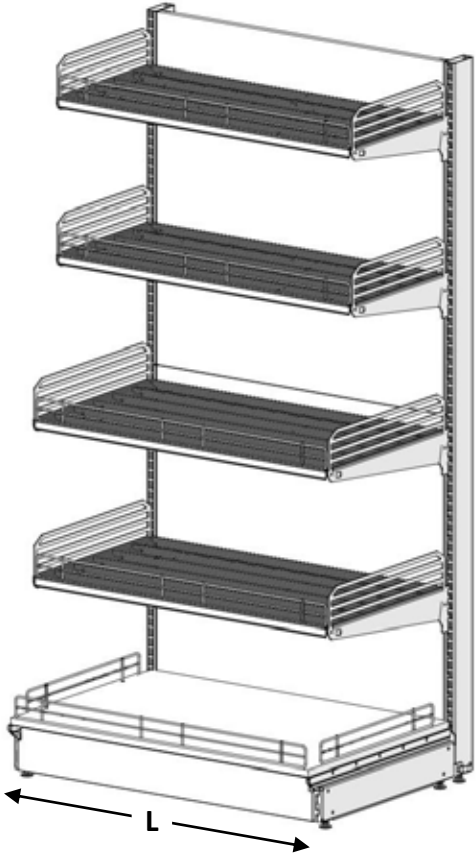
L (mm)	Product Code
1000	[M&W-UNIT-17932]



Bakery Units

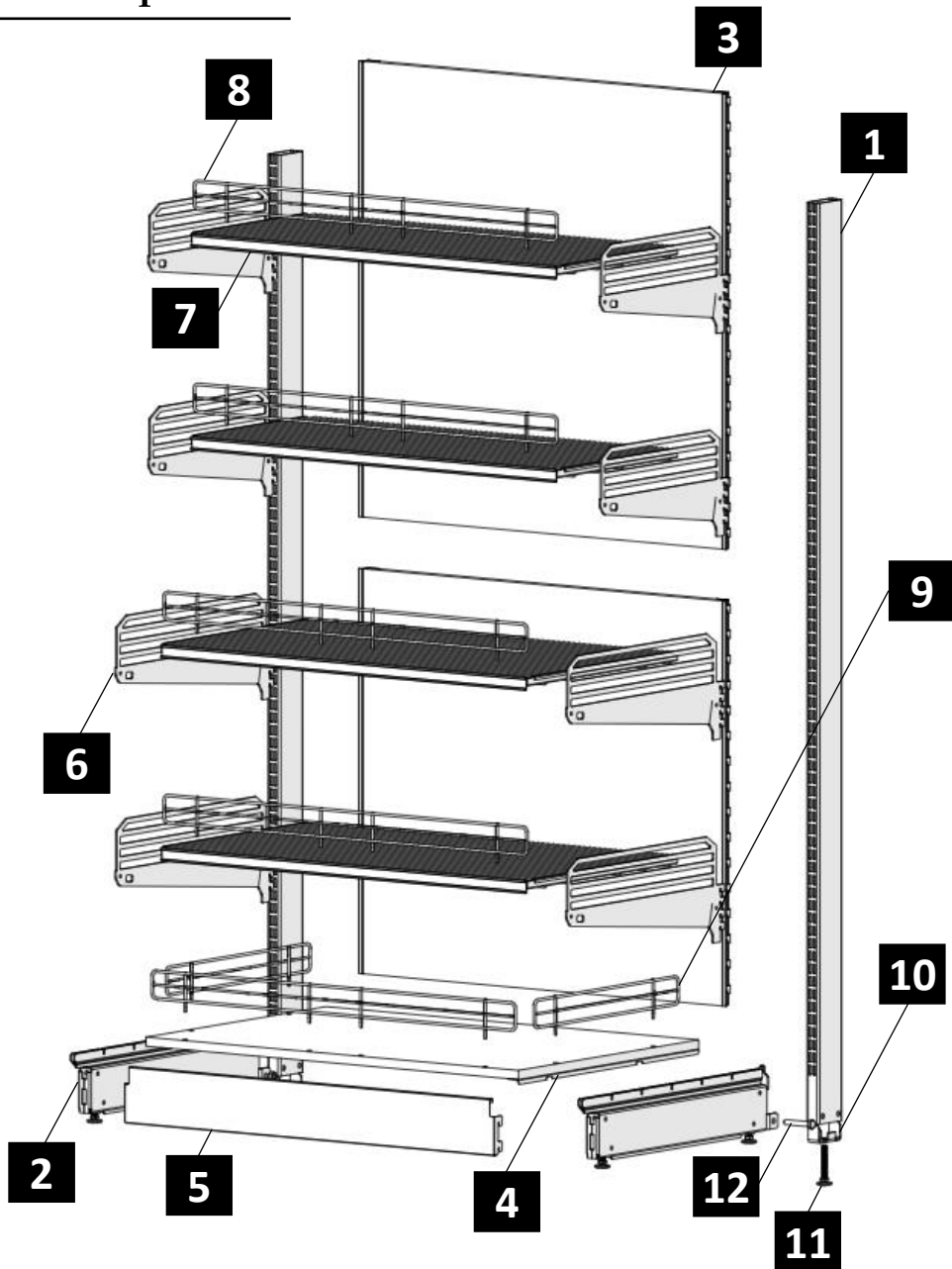
Bakery B004

L (mm)	Product Code
900	[M&W-UNIT-17934]



Bakery Units

Bakery B004 Components



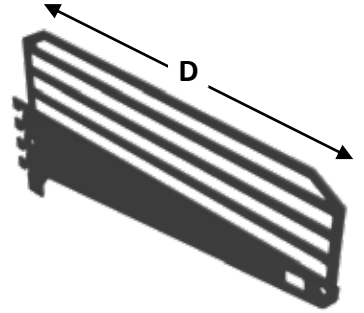
No.	Description	Quantity
1	Wall Upright	2
2	Standard base leg	2
3	Wooden back panel	2
4	Lower wooden shelf	1
5	Plinth plain	1
6	Wire bracket with riser	*According to the number of shelves
7	Wire shelf	*According to the client need
8	Front riser	*According to the number of shelves
9	Side riser	2
10	Upright base	1
11	Upright adjuster	1
12	M10 Bolt & NUT	1

Bakery Units

Bakery B004 Components

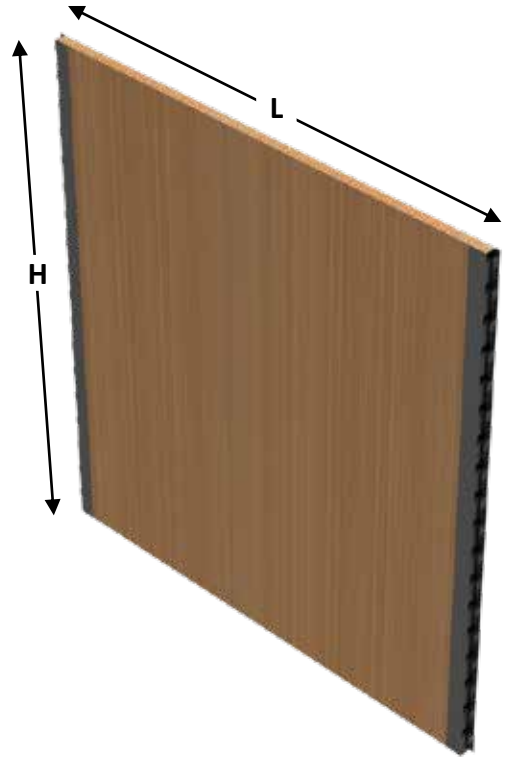
Wire bracket with riser

D (mm)	Product Code
400	M-ST-BR-16098
500	M-ST-BR-1035




Wooden back panel

For available Lengths and codes, review the **Wooden back panel** section **H700, H800, H900**.



Lower wooden shelf

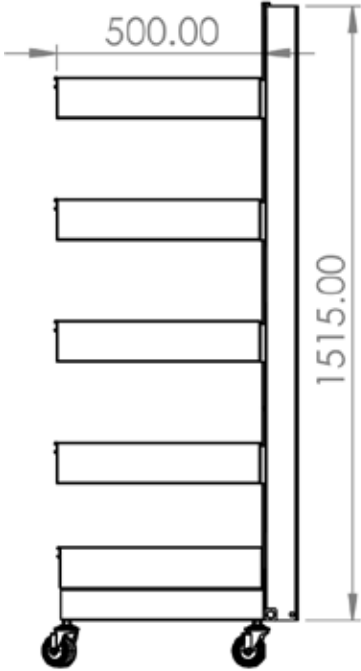
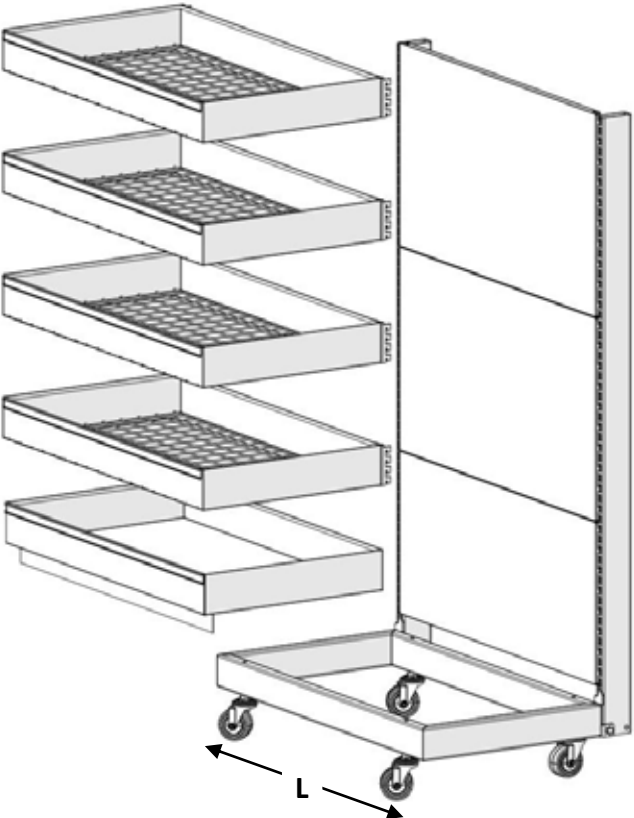
D (mm)	L (mm)	Product Code
600	900	M&W-F-K-17879
600	1000	M&W-F-K-17882



Bakery Units

Bakery B005

L (mm)	Product Code
900	M-ST-F-1043



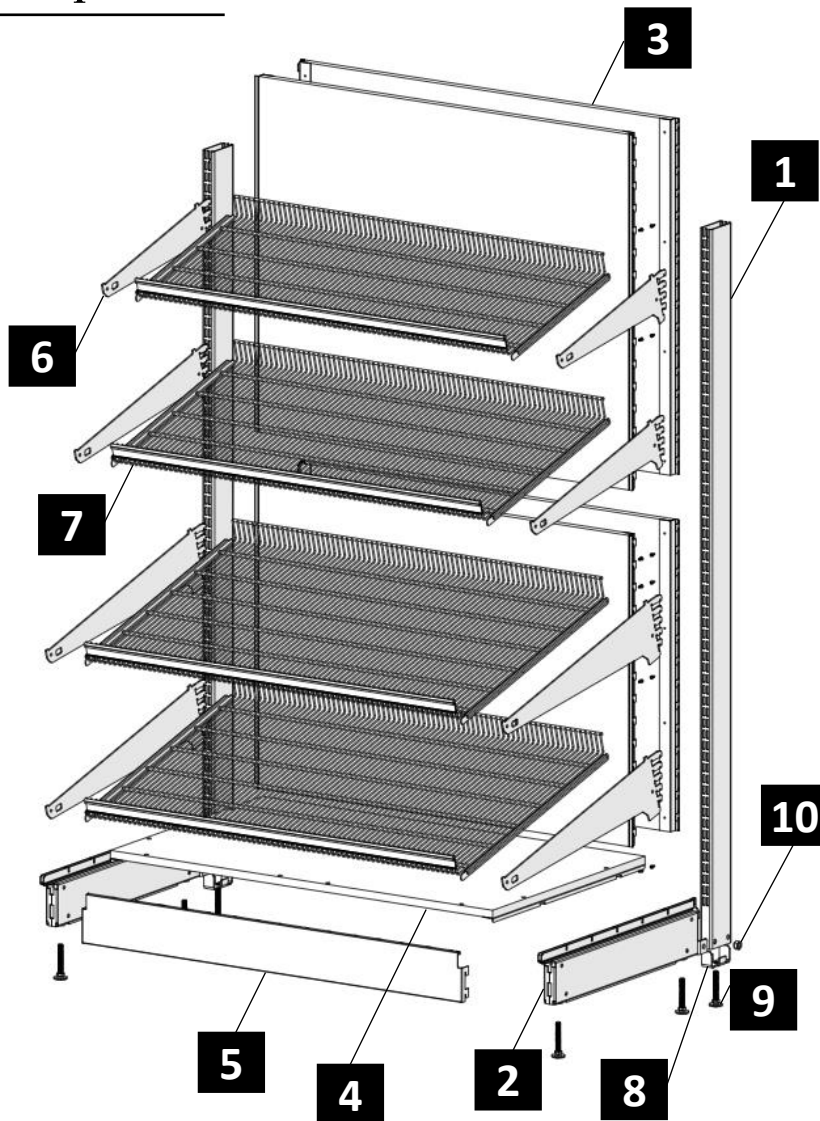
Bakery Units

Bakery B006



Bakery Units

Bakery B006 components



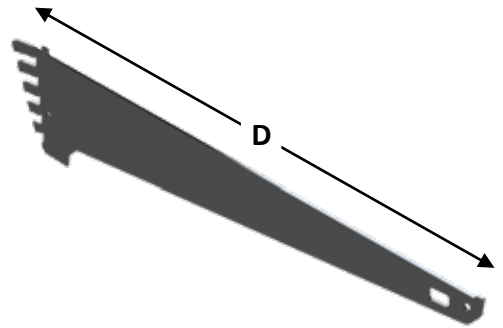
No.	Description	Quantity
1	Wall Upright	1
2	Standard base leg	1
3	Wooden back panel	2 (*According to upright high)
4	Lower wooden shelf	1
5	Plinth plain	1
6	Bakery inclined wire bracket	*According to the number of shelves
7	Bakery wire shelf	*According to the client need
8	Upright base	1
9	Upright adjuster	1
10	M10 Bolt & NUT	1

Bakery Units

Bakery B006 components

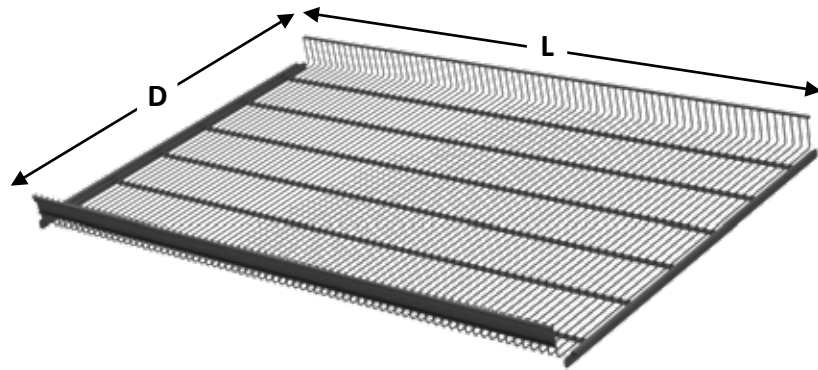
Bakery inclined wire bracket

D (mm)	Product Code
400	M-F-BR-F-8177
500	M-F-BR-F-8178
600	M-F-BR-F-8179



Bakery wire shelf

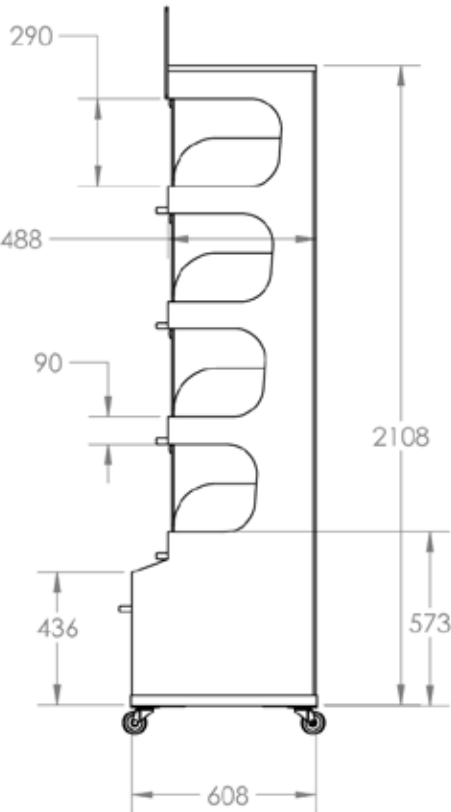
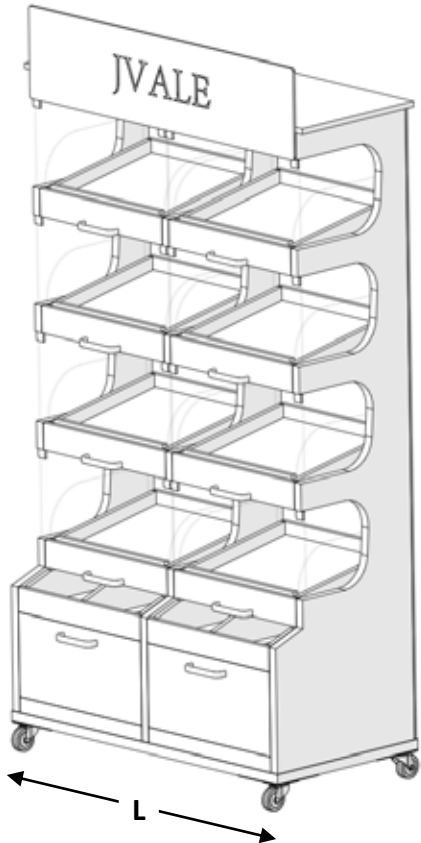
D (mm)	L (mm)	Product Code
400	1000	M-ST-SH-17761
500	1000	M-ST-SH-17762
600	1000	M-ST-SH-17763



Bakery Units

Bakery B007 L1200

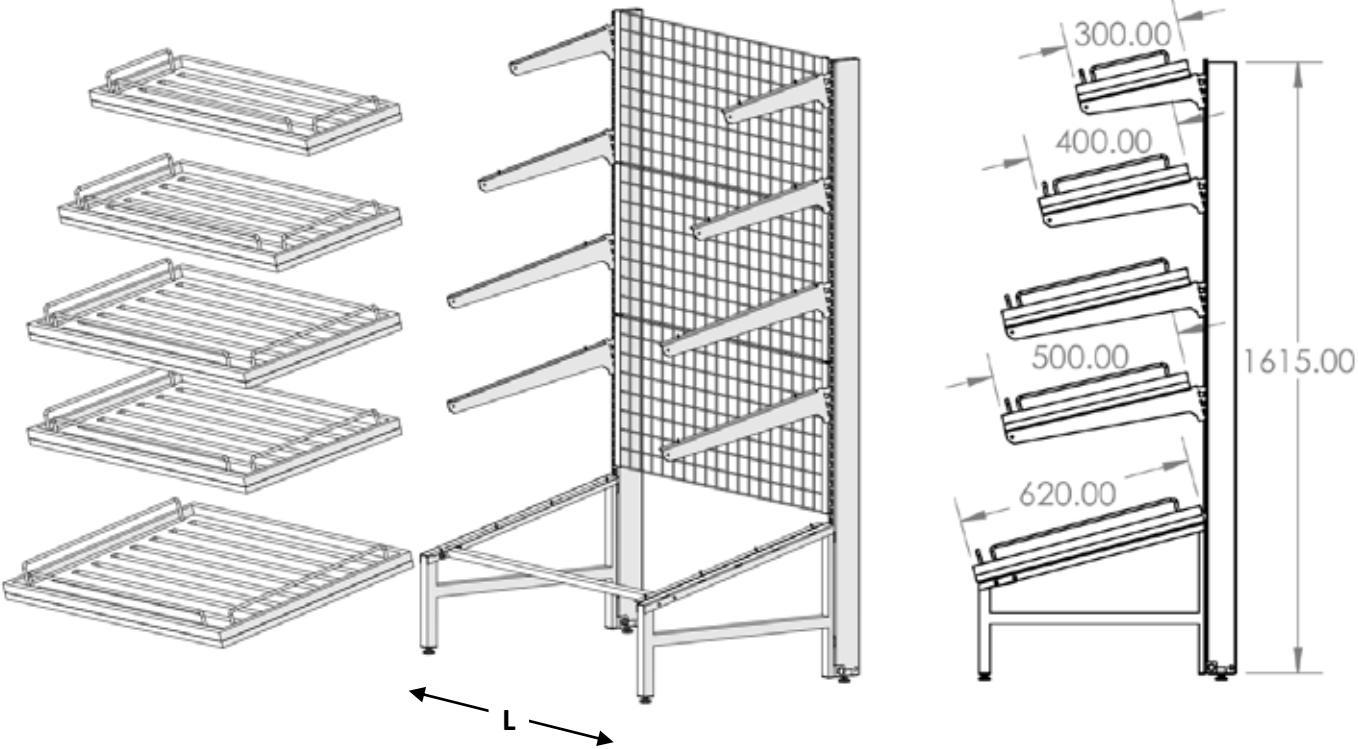
L (mm)	Product Code
1200	M&W-UNIT-17936



Bakery Units

Bakery B008

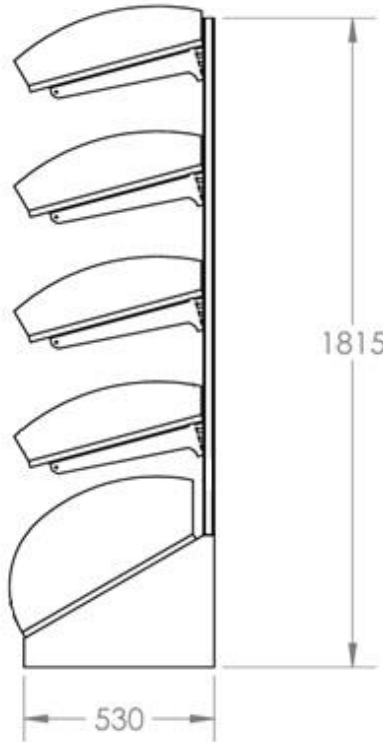
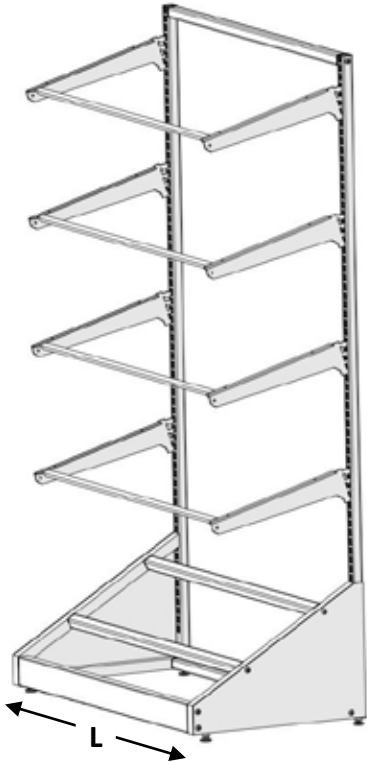
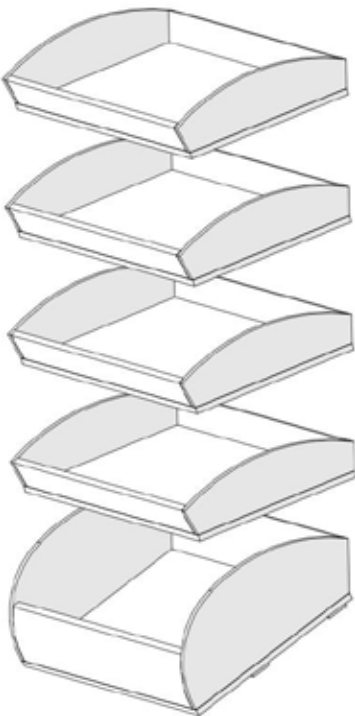
L (mm)	Product Code
1000	M&W-UNIT-37733



Bakery Units

Bakery B009

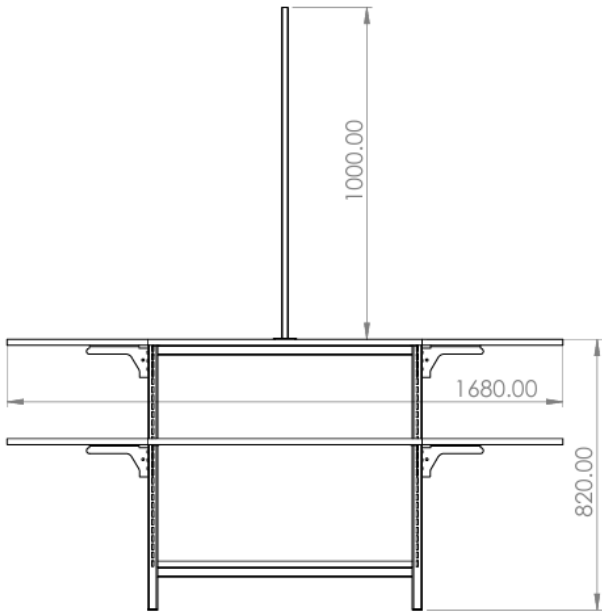
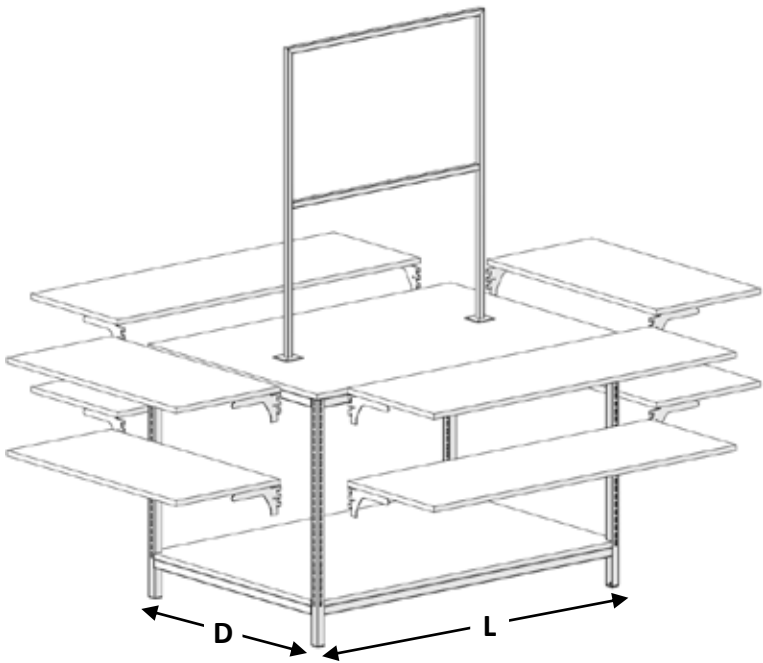
L (mm)	Product Code
1000	M-ST-F-37930



Bakery Units

Bakery B010

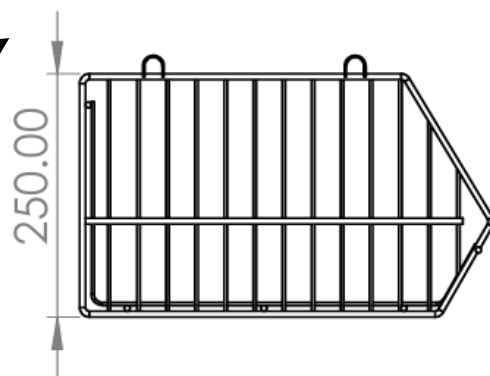
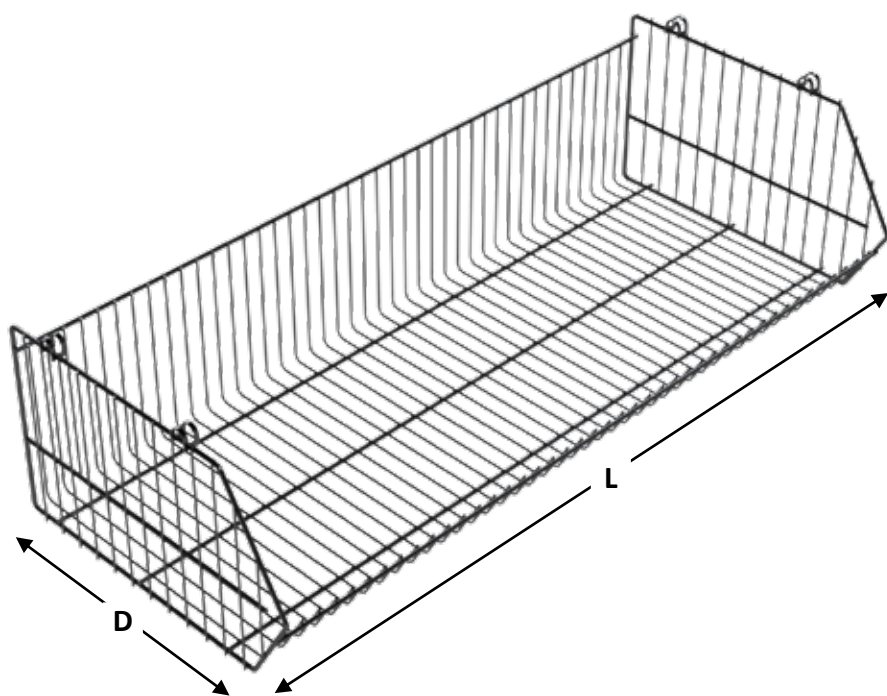
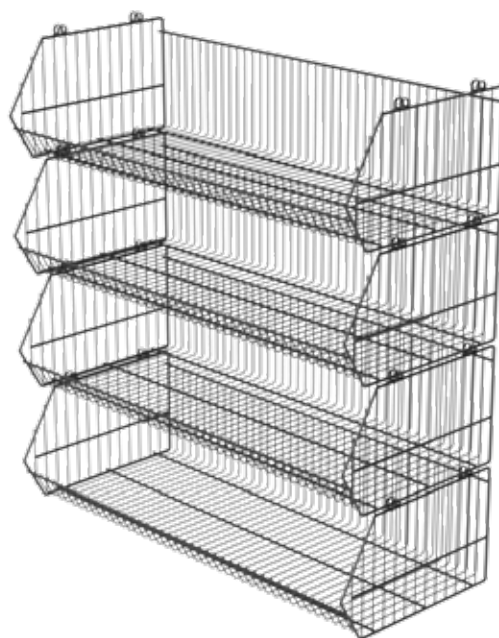
L (mm)	D (mm)	Product Code
1230	830	



Promotion

Promotion D101

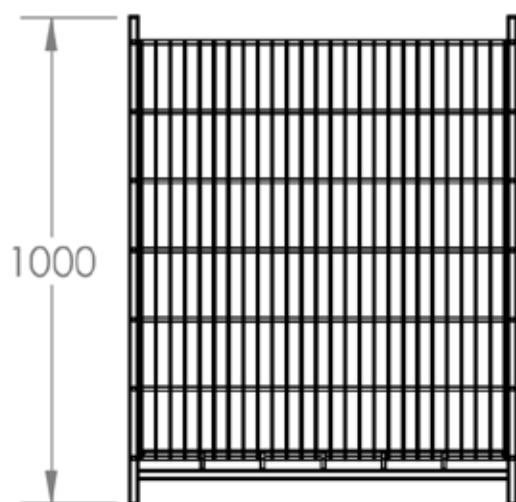
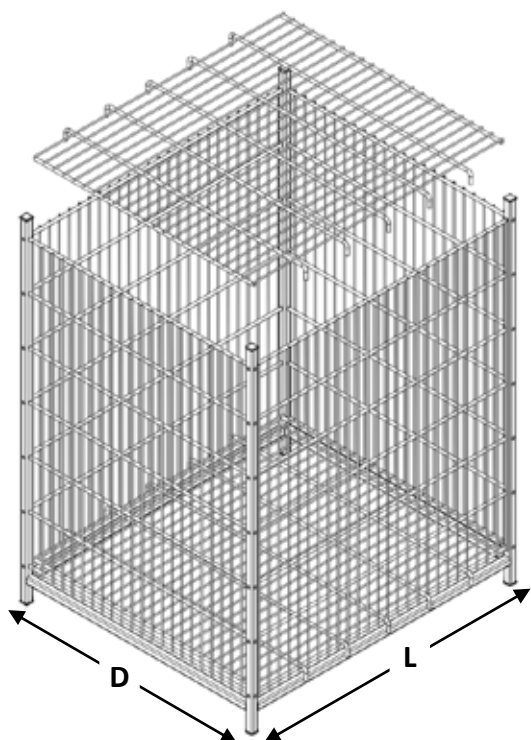

L (mm)	D (mm)	Product code
600	300	M-ST-FK-1991
1000	300	M-ST-FK-1992
600	400	M-ST-FK-1993
1000	400	M-ST-FK-1994



Promotion

Promotion D201

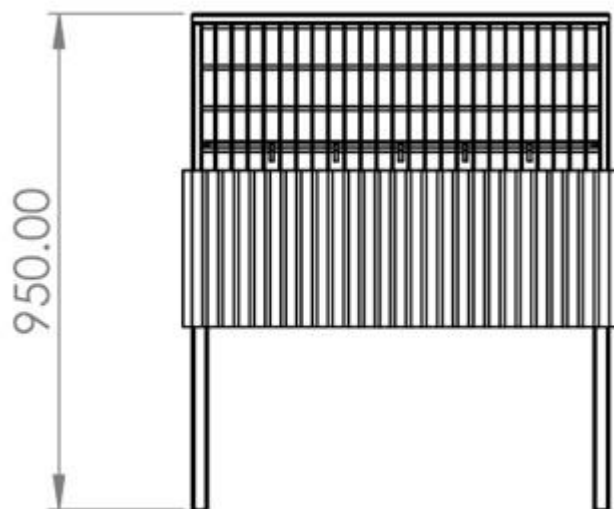
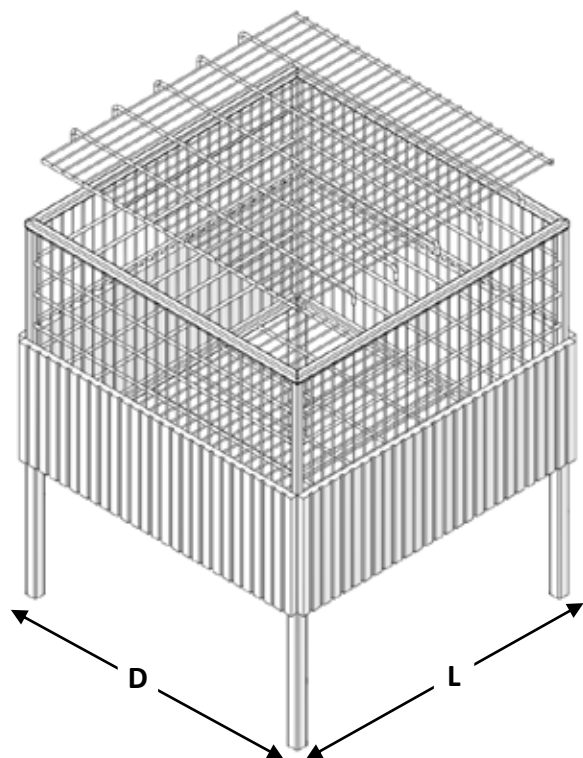
D (mm)	L (mm)	Product code
500	500	M-ST-F-1995
700	800	M-ST-F-1996



Promotion

Promotion D202


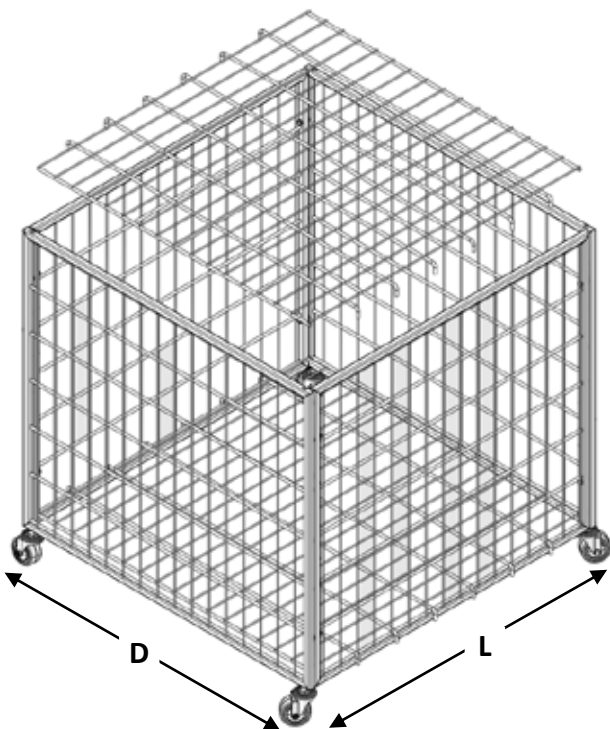
D (mm)	L (mm)	Product code
600	600	M-ST-F-1997
800	800	M-ST-F-16483



Promotion

Promotion D203

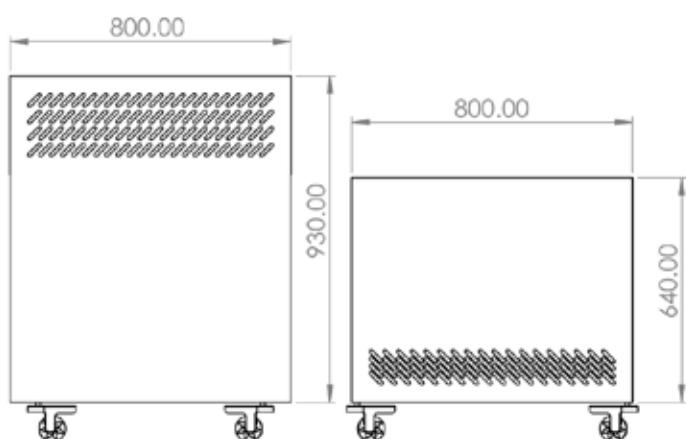
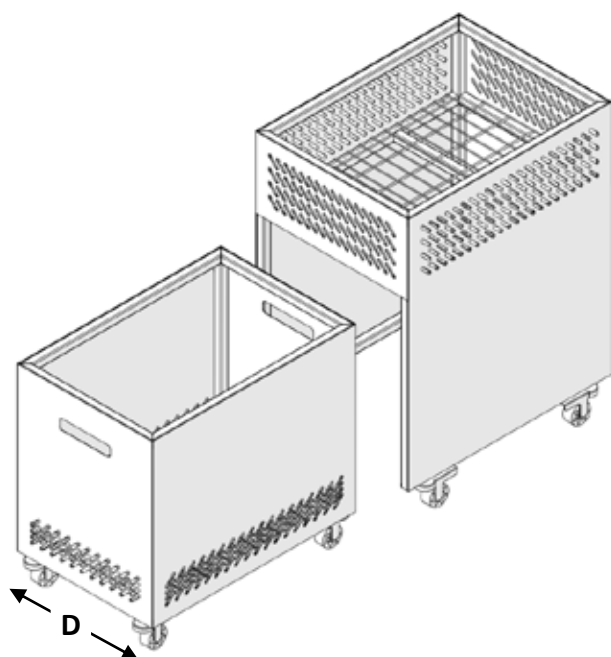
D (mm)	L (mm)	Product code
1000	1000	M-ST-F-1998



Promotion

Promotion D204

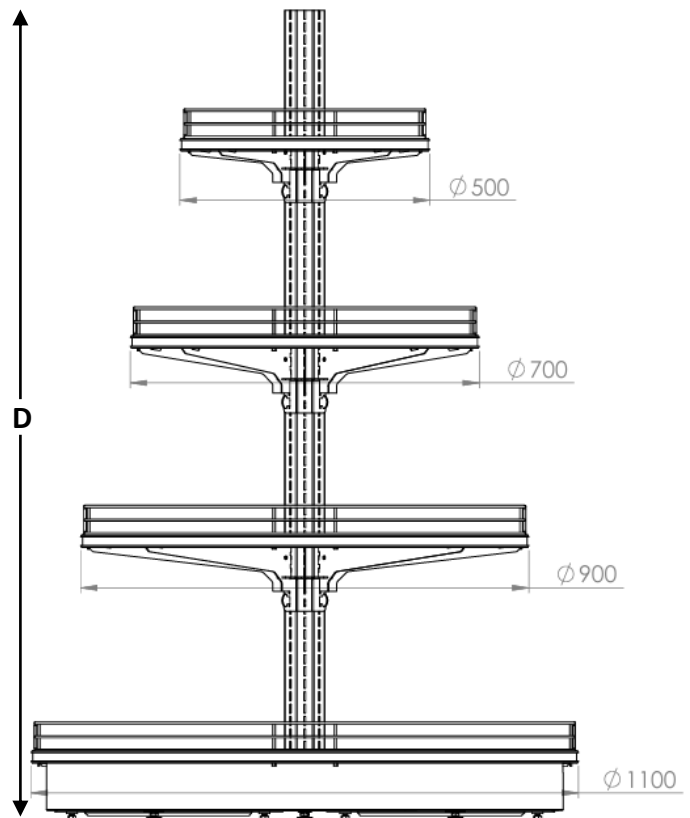
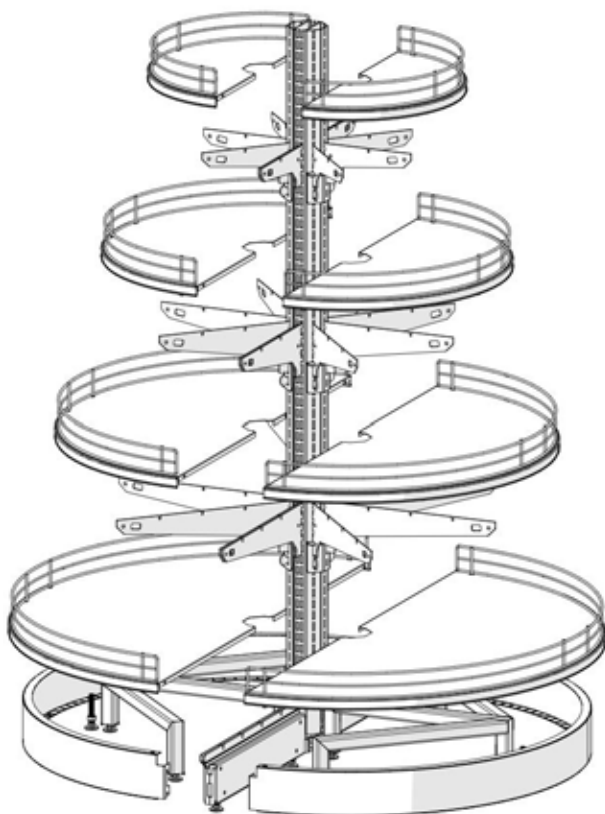
D (mm)	Product code
1000	



Promotion

Promotion stand circle H1615 D500

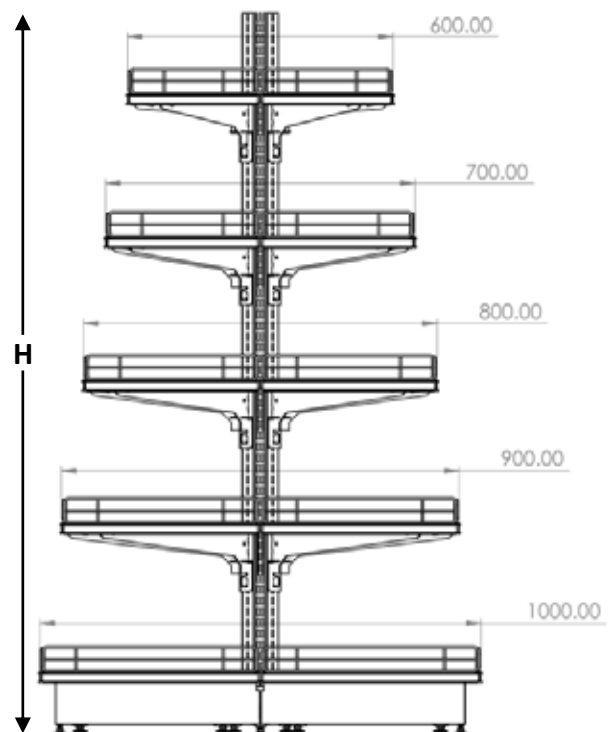
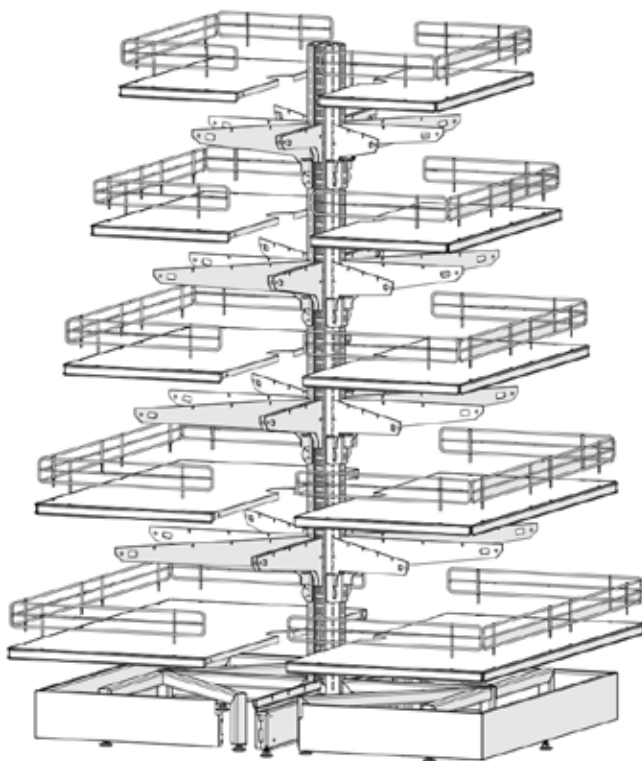
H (mm)	Product code
1615	



Promotion

Promotion stand square H1615 D500

H (mm)	Product code
1615	



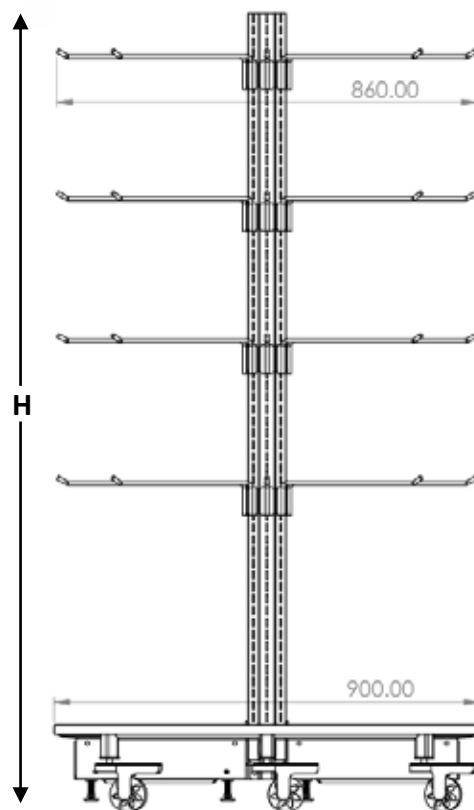
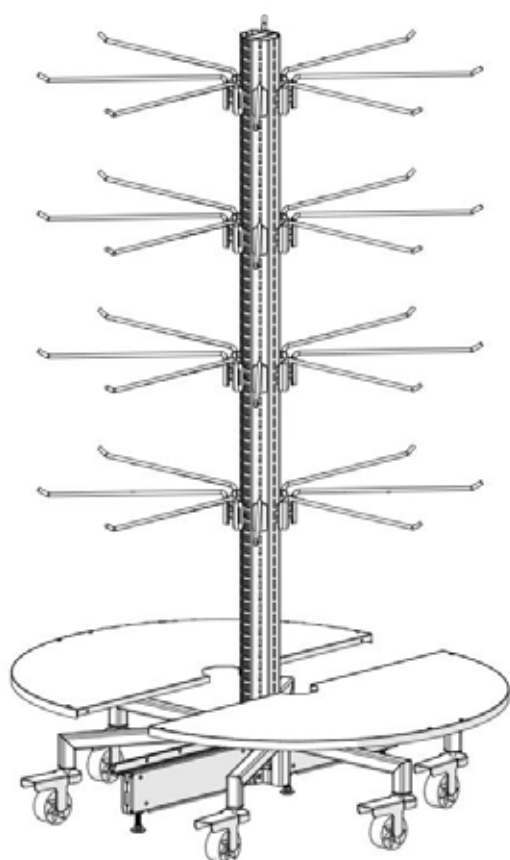
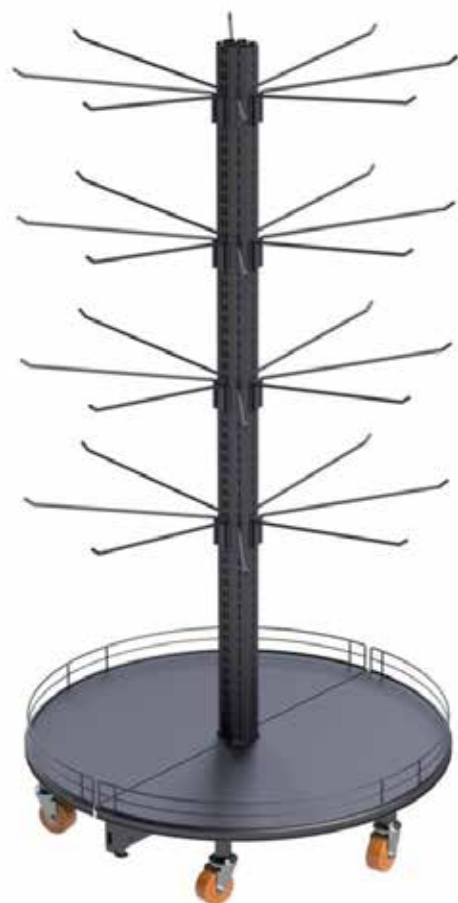
Promotion

The function of the **rotational locking mechanism** is to inhibit the rotation of the unit around the upright for both the **Promotion stand circle** and **Promotion stand square** configurations.



Promotion stand movable tree H1615 D400

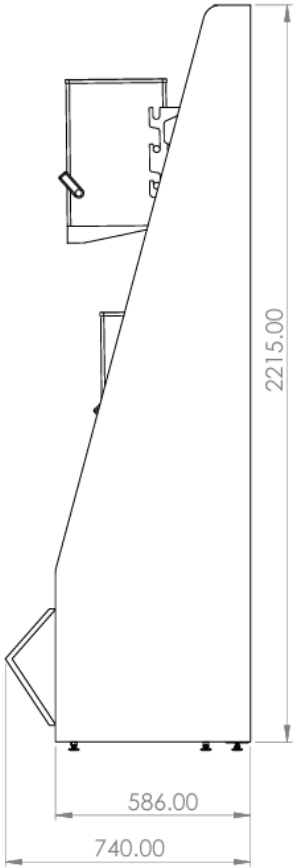
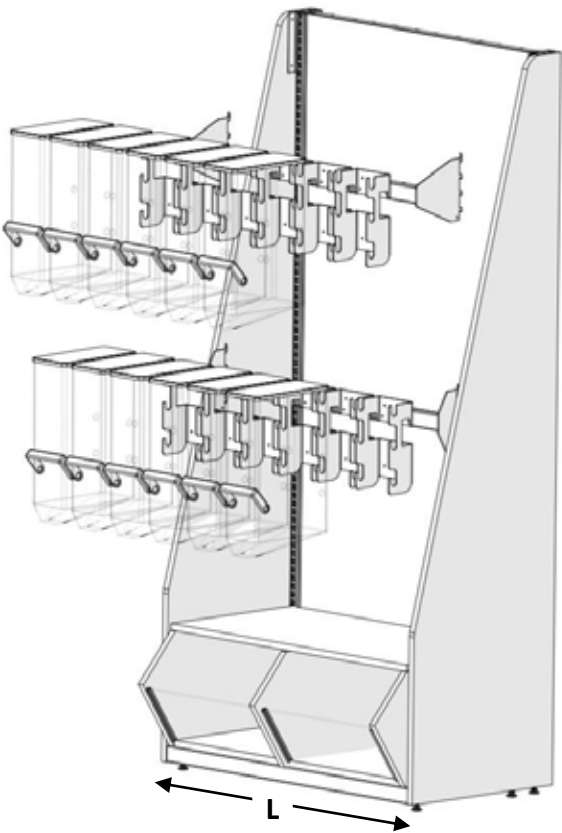
H (mm)	Product code
1615	



Spices Units

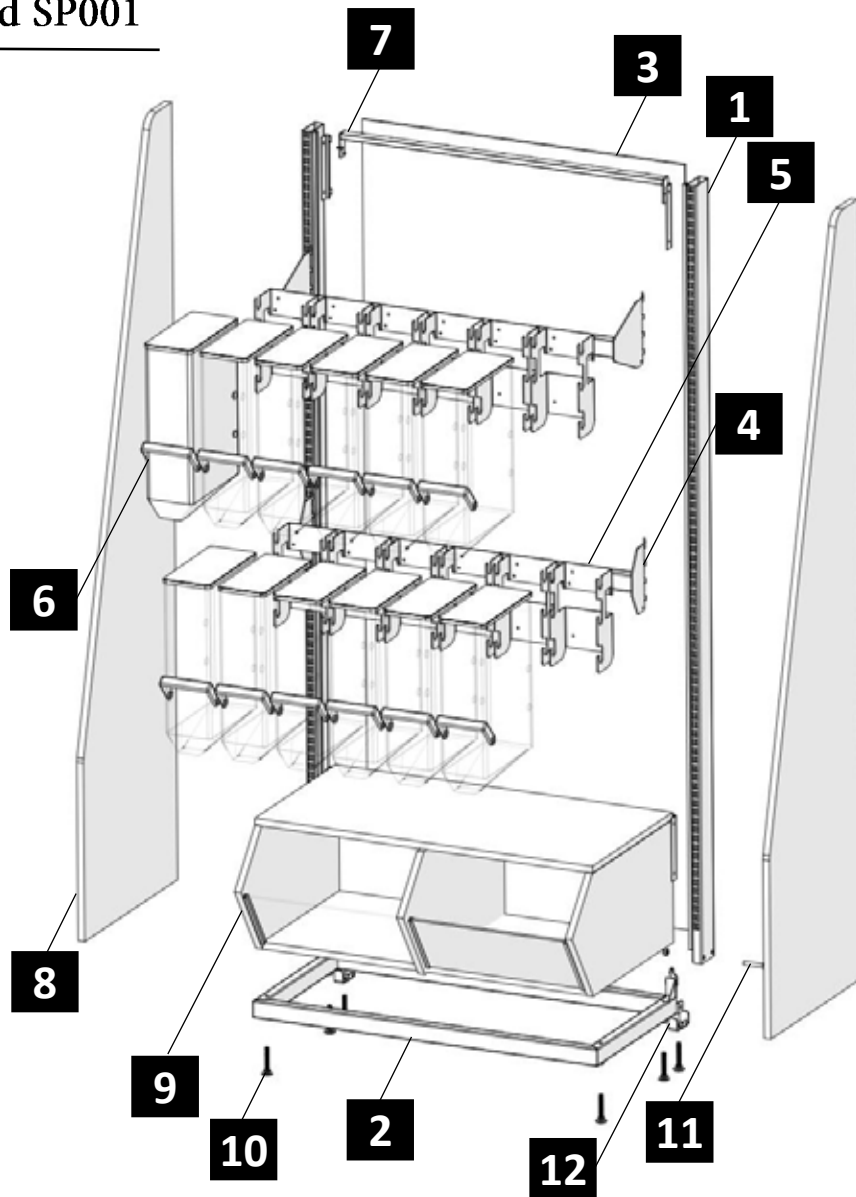
Spices stand SP001

L (mm)	Product Code
1000	M-ST-F-16482



Spices Units

Spices stand SP001



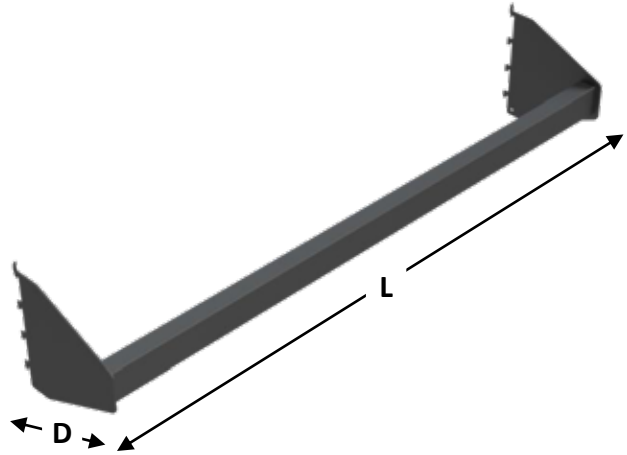
No.	Description	Quantity
1	Wall Upright with U-shape profile	2
2	Rectangular base leg	1
3	Wooden back panel	1
4	Bar dispenser holder	*According to the client need
5	Dispenser holder	X6 *per bar
6	Bulk dispenser genbox	X6 *per bar
7	Upper connecting bar	1
8	Wooden decorative side	2
9	Wooden spices box	1
10	Adjuster	6
11	M10 Bolt & NUT	2
12	Upright base	2

Spices Units

Spices stand SP001 components

Bar dispenser holder

L (mm)	D (mm)	Product Code
1000	65	M-ST-FK-4433
1000	180	M-ST-FK-4434



Bulk dispenser genbox

Liter	Product Code
8	M-R-A-PL-15832
13	M-R-A-PL-36830



QuickBox 15 L

Liter	Product Code
15	M-R-A-PL-41861



Spices stand SP001 components

Pribox 15 L

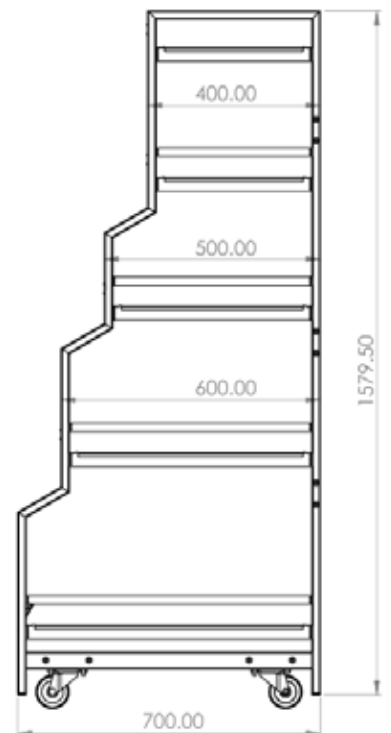
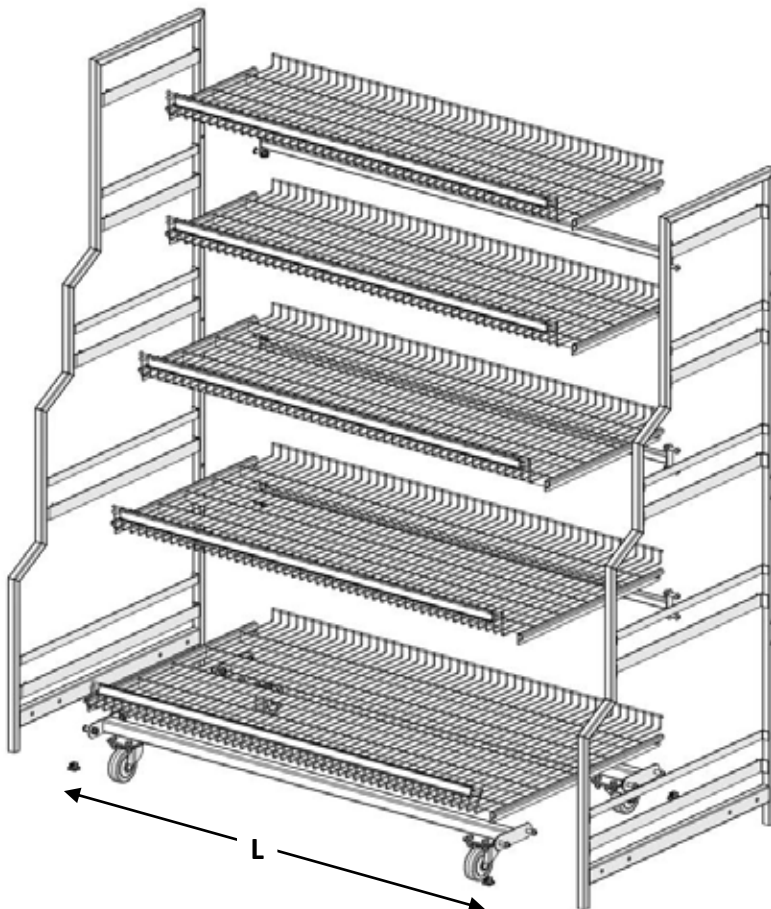
Liter	Product Code
15	M-R-A-PL-36831



General units

G001 single

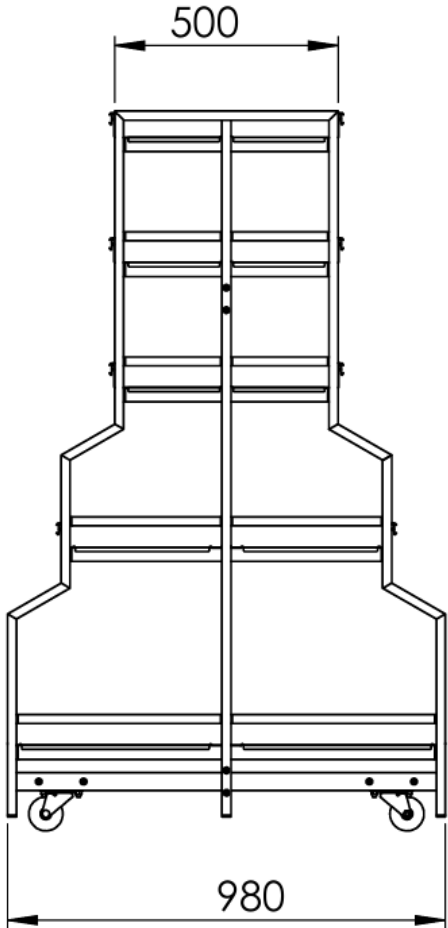
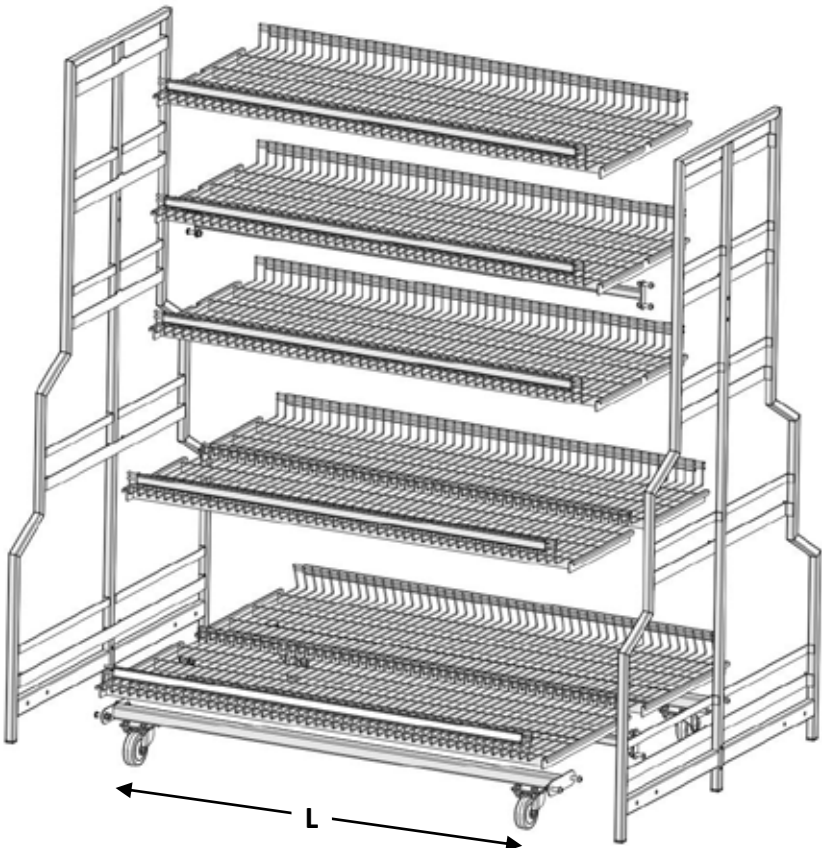
L (mm)	Product Code
1200	M&W-UNIT-1326



General units

G002 Double

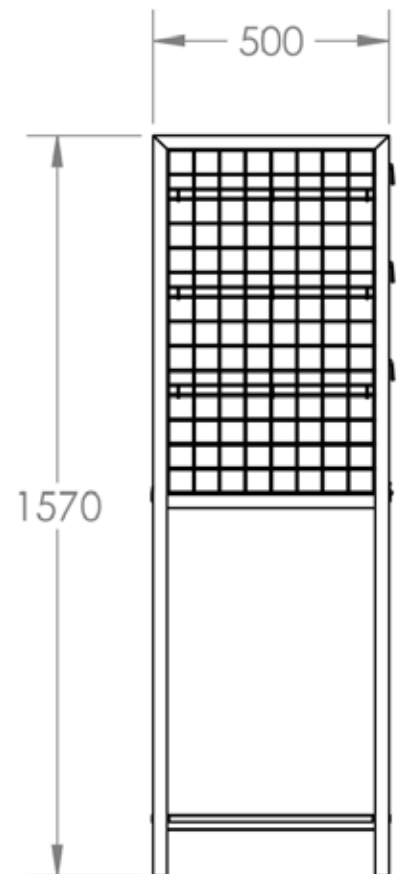
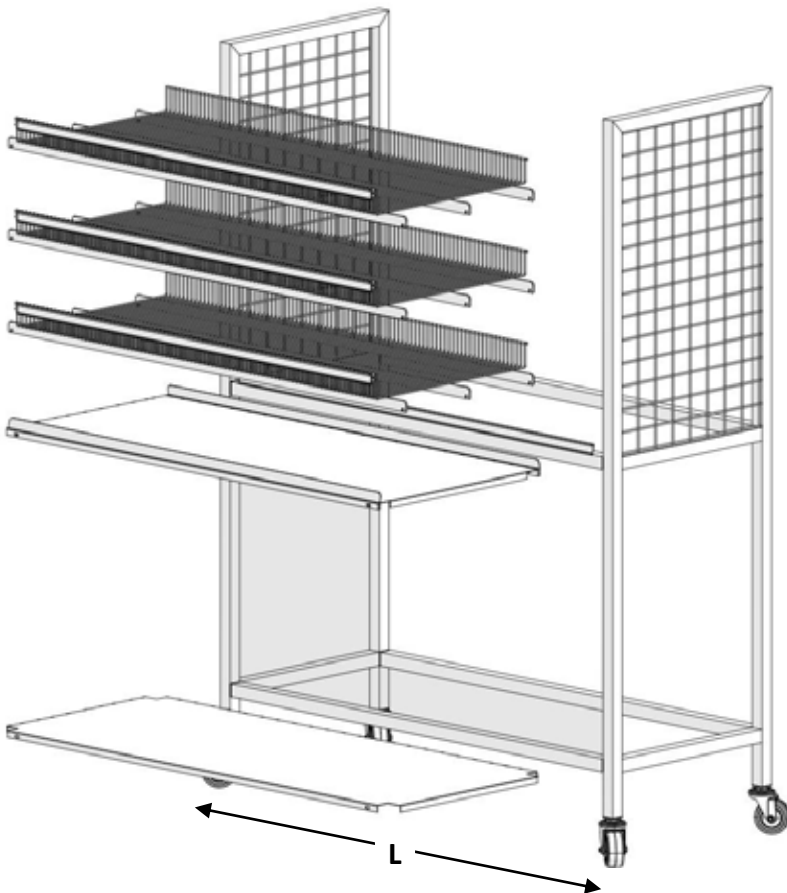
L (mm)	Product Code
1200	M&W-UNIT-1332



General units

C002

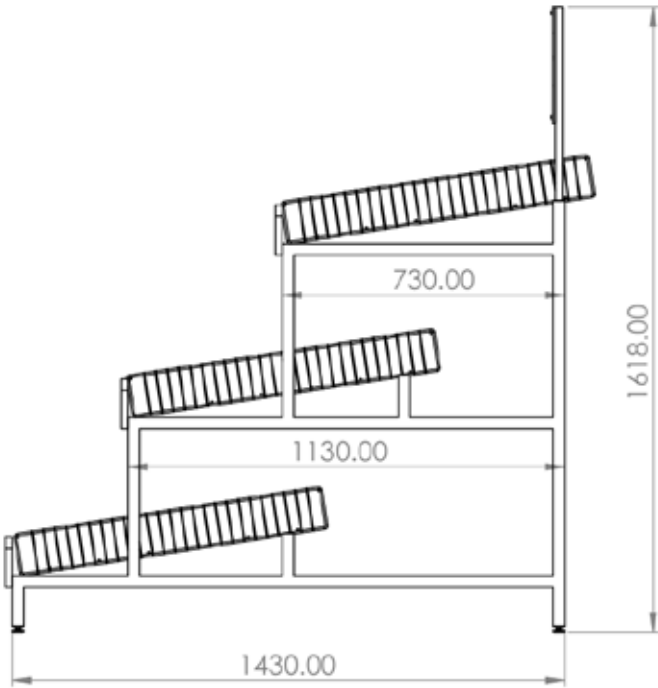
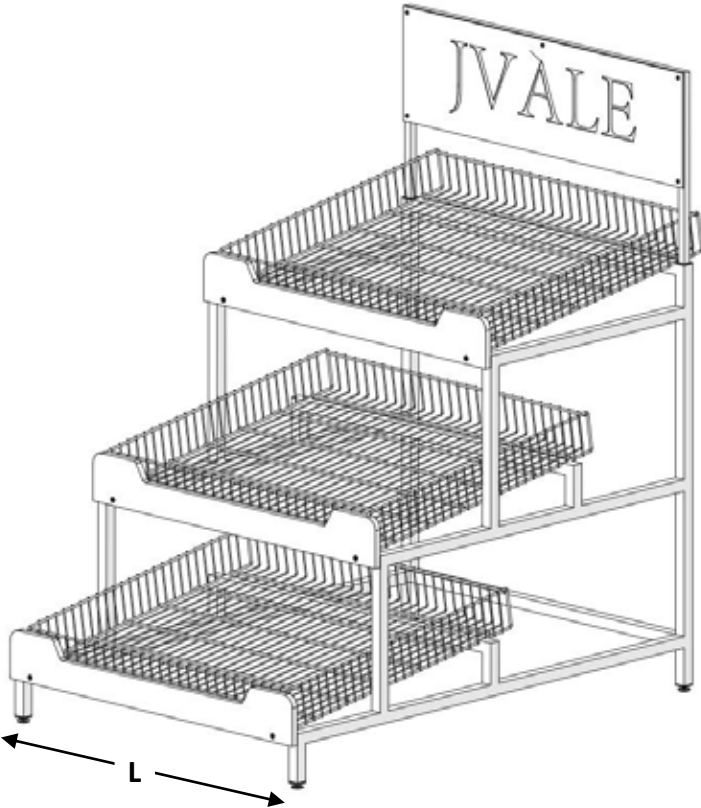
L (mm)	Product Code
1200	M-ST-F-1182



General units

C003


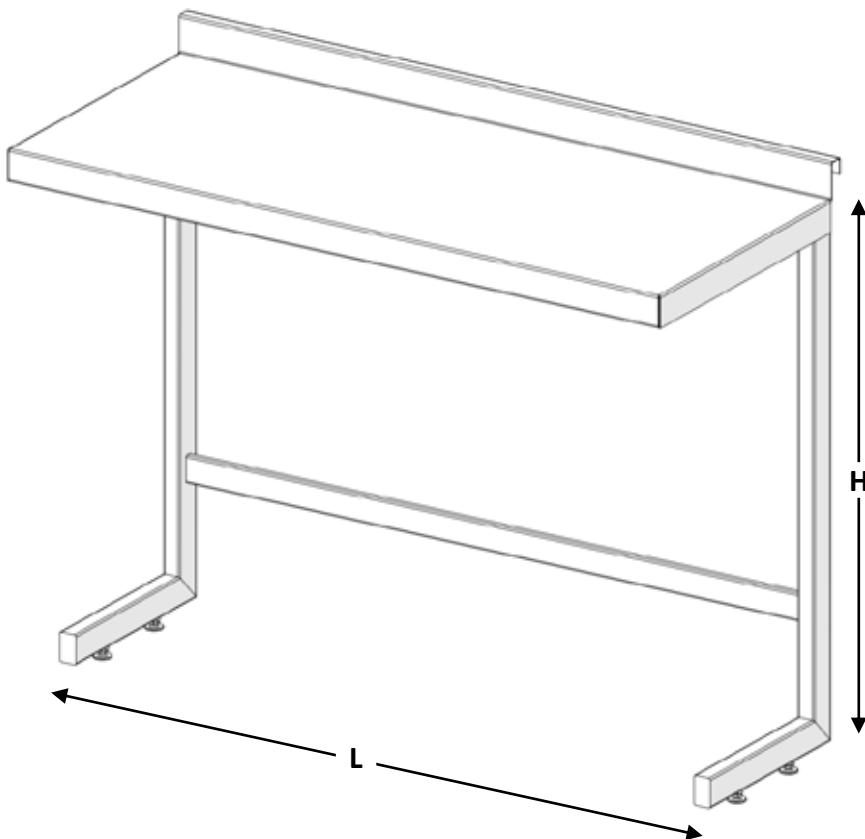
L (mm)	Product Code
1000	M-ST-F-16467



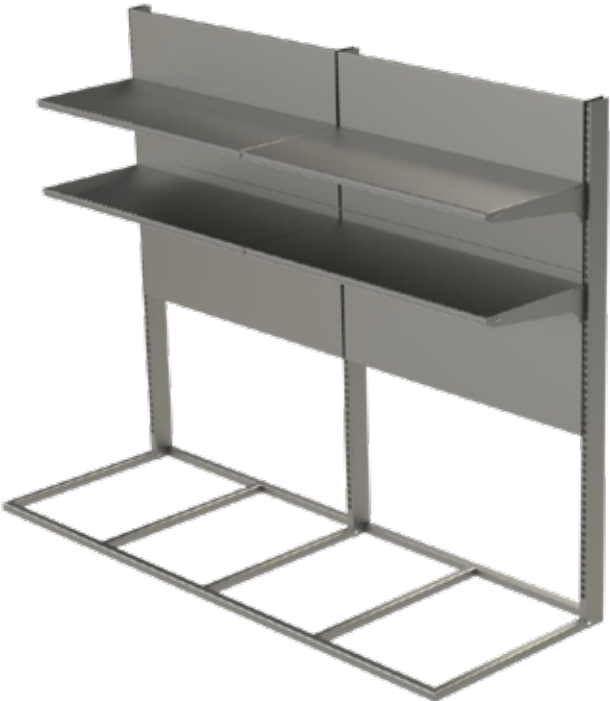
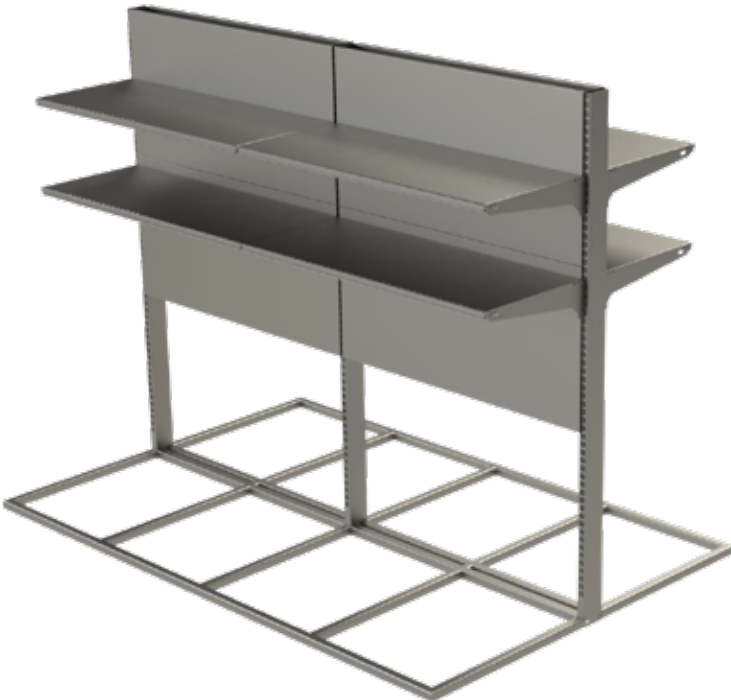
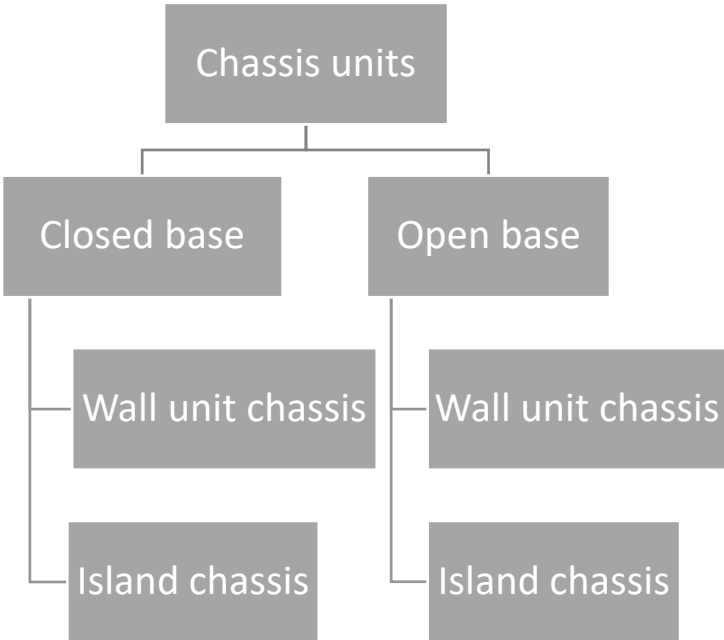
General units

Packing

H (mm)	L (mm)	Product Code
700	1200	M-ST-F-1439
900	1200	M-ST-F-1440
1200	1200	M-ST-F-1438



General units

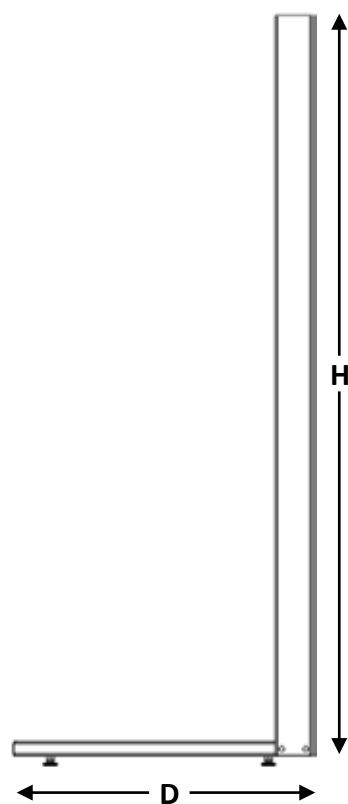
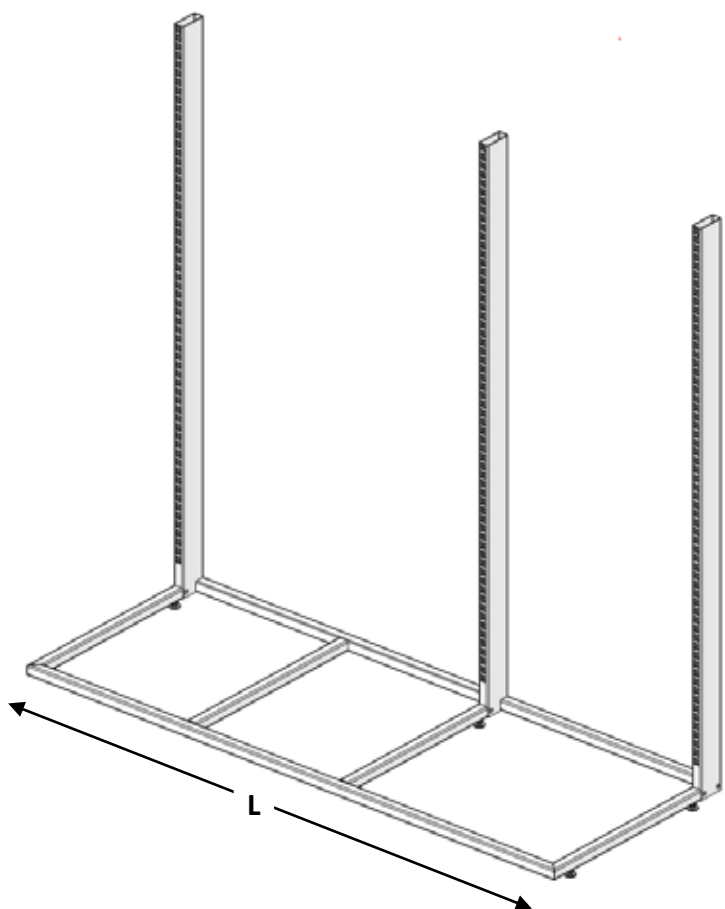
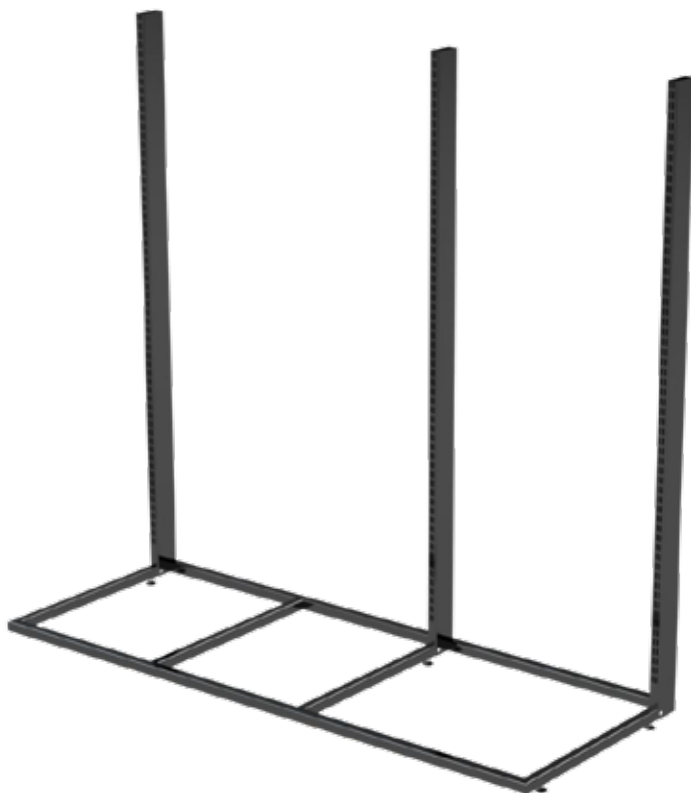


General units

Closed base

Wall unit chassis

H (mm)	D (mm)	L (mm)	Product Code
1615	650	1700	M-ST-F-1928
1615	650	2000	M-ST-F-1929
2215	680	2000	M-ST-F-1930


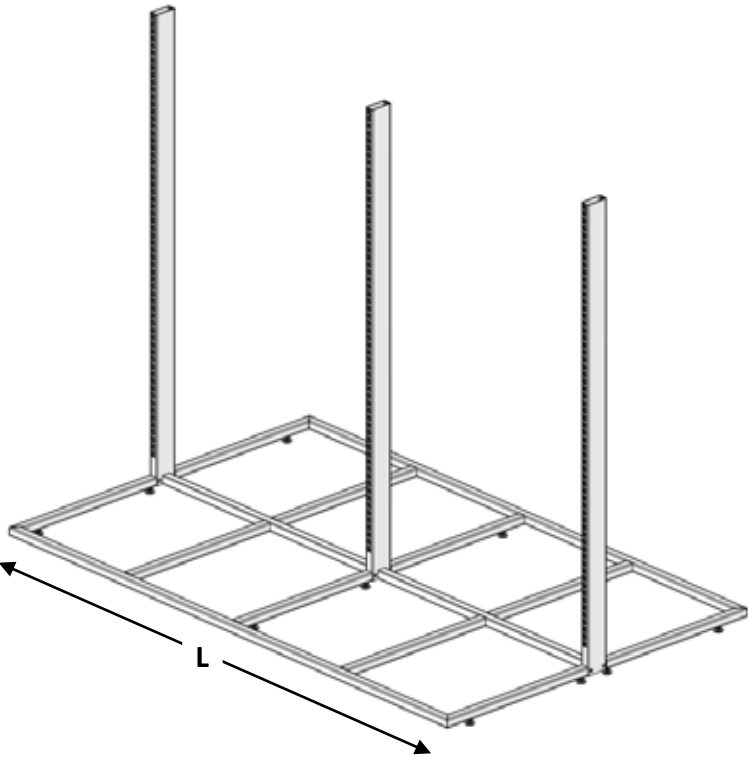


General units

Closed base

Island chassis


L (mm)	Product Code
2000	M-ST-F-1377



Open base

You have two options for the open base:

- 1- The **detachable/reassembly** model.
- 2- The **fixed** model.

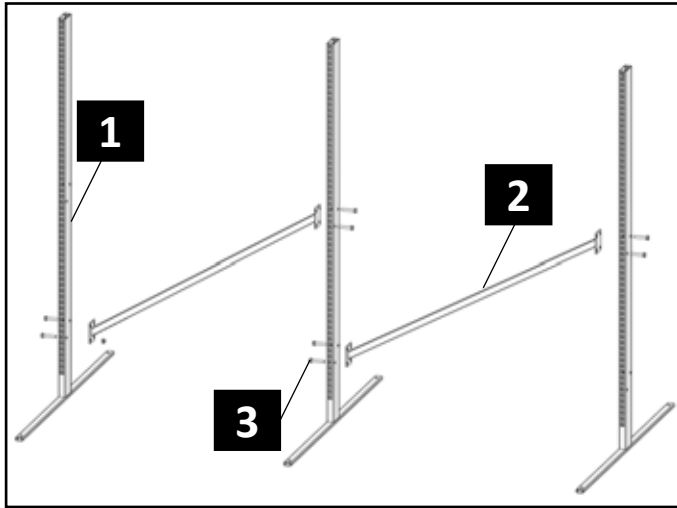


General units

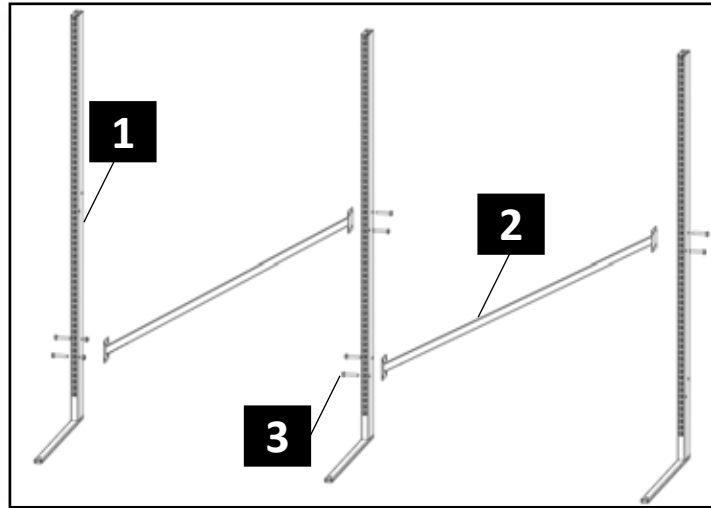
Open base

1- detachable/reassembly model.

Island chassis



Wall unit chassis



No.	Description	Qty.
1	Island chassis upright	1 + End unit
2	Island chassis connection	1
3	M10 Bolt & NUT	2

No.	Description	Qty.
1	Wall unit chassis upright	1 + End unit
2	Island chassis connection	1
3	M10 Bolt & NUT	2

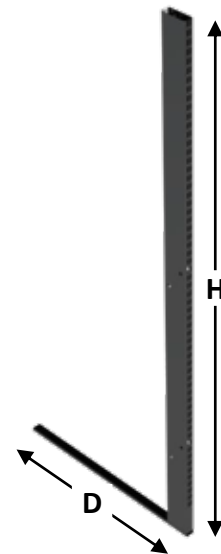
General units

Open base

Detachable/reassembly model components.

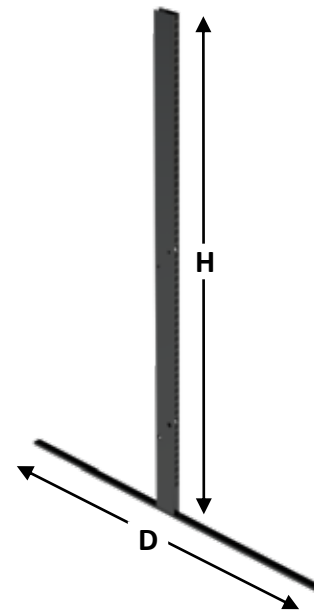
Wall unit chassis upright

D (mm)	H (mm)	Product Code
665	1415	M-ST-FK-1926
665	1615	M-ST-FK-1927



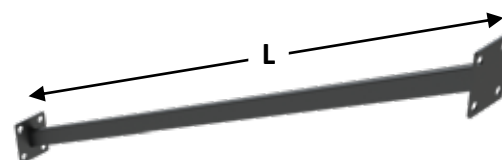
Island chassis upright

D (mm)	H (mm)	Product Code
1250	1415	M-ST-FK-1381
1250	1615	M-ST-FK-1382



Island chassis connection

L (mm)	Product Code
1000	M-ST-FK-1141
1100	M-ST-FK-1142



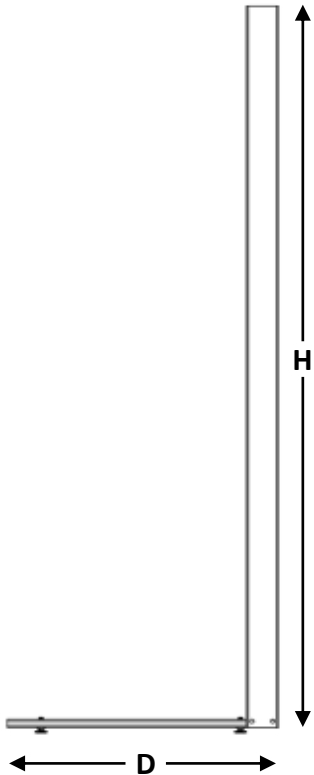
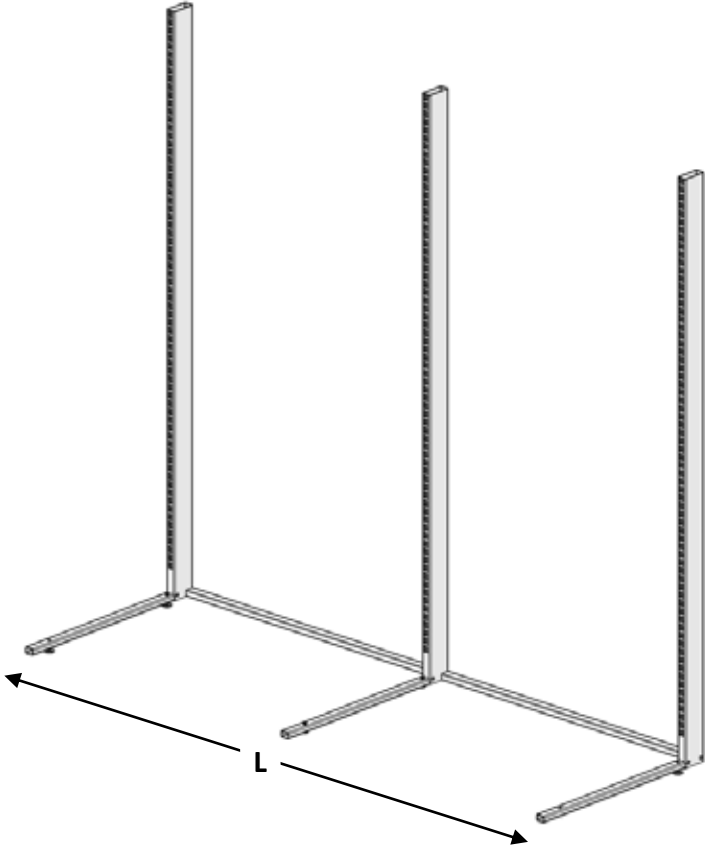
General units

Open base

2- Fixed model.

Wall unit chassis

H (mm)	D (mm)	L (mm)	Product Code
1415	650	2380	
1615	650	2100	M-ST-F-1936
1815	680	2000	M-ST-F-1937


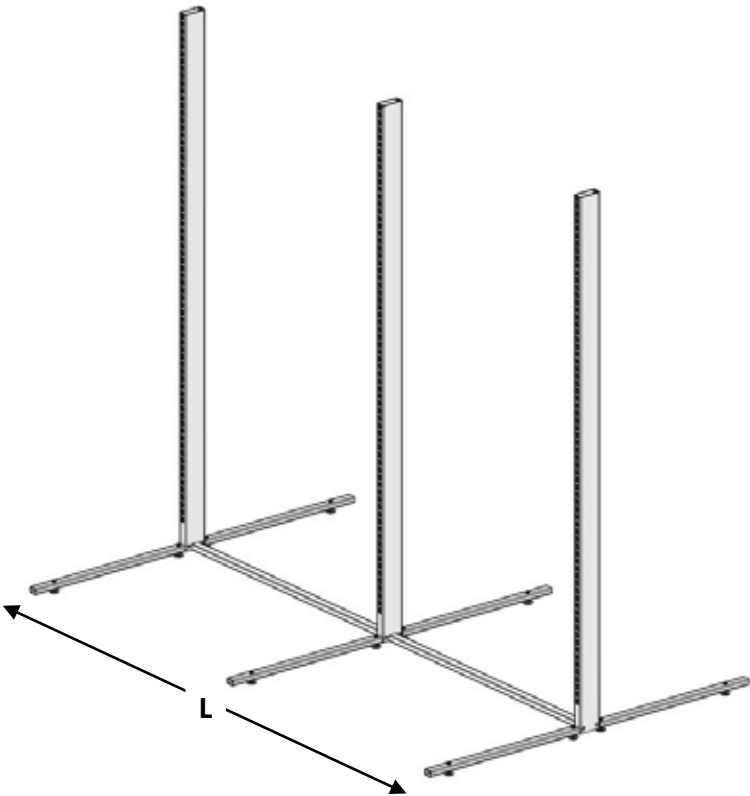


General units

Open base

Island chassis

L (mm)	Product Code
2000	M-ST-F-1380




Accessories

Bar


Bar 15mm x 30mm

L (mm)	Product Code
500	M-F-BAR-1044
665	M-F-BAR-1045
700	M-F-BAR-1046
800	M-F-BAR-1047
900	M-F-BAR-1048
1000	M-F-BAR-1049
1100	M-F-BAR-1050
1250	M-F-BAR-1051
1330	M-F-BAR-1052



Bar 20mm x 40mm

L (mm)	Product Code
500	[M-F-BAR-29169]
665	[M-F-BAR-29172]
700	[M-F-BAR-29174]
800	[M-F-BAR-29176]
900	[M-F-BAR-29178]
1000	[M-F-BAR-29180]
1100	[M-F-BAR-29182]
1250	[M-F-BAR-29184]
1330	[M-F-BAR-29186]



Accessories

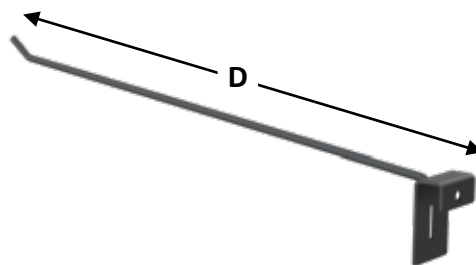
Bar hooks

The hooks offer two options of being installed on either a 15×30 mm profile or a 20×40 mm profile.



Hook single

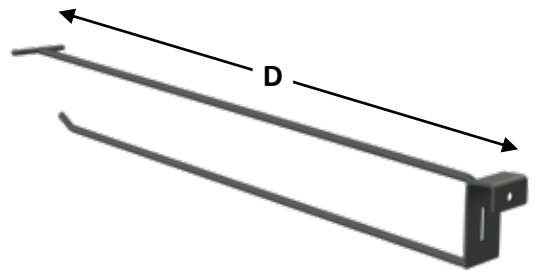
D (mm)	Wire thick. (mm)	Product Code
200	6	M-F-HOOK-1353
300	6	M-F-HOOK-1354
400	6	M-F-HOOK-1355
500	6	M-F-HOOK-1356
200	8	M-F-HOOK-1357
300	8	M-F-HOOK-1358
400	8	M-F-HOOK-1359
500	8	M-F-HOOK-1360



Accessories

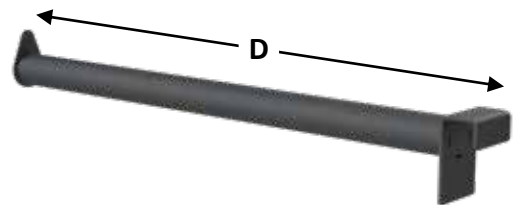
Hook with price label holder

D (mm)	Wire thick. (mm)	Product Code	
		Bar 20x40	Bar 15x30
200	6	M-F-HOOK-29188	M-F-HOOK-1361
300	6	M-F-HOOK-29191	M-F-HOOK-1362
400	6	M-F-HOOK-29193	M-F-HOOK-1363
500	6	M-F-HOOK-29195	M-F-HOOK-1364
200	8	M-F-HOOK-29205	M-F-HOOK-1365
300	8	M-F-HOOK-29207	M-F-HOOK-1366
400	8	M-F-HOOK-29209	M-F-HOOK-1367
500	8	M-F-HOOK-29211	M-F-HOOK-1368



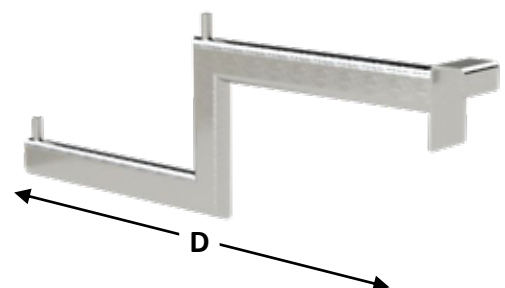
Clothes hook

D (mm)	Product Code
400	M-F-HOOK-36701



Step hook

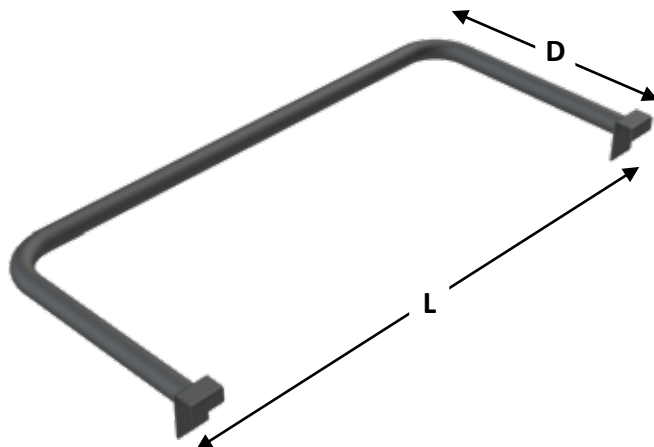
D (mm)	Product Code
400	M-F-HOOK-36707



Accessories

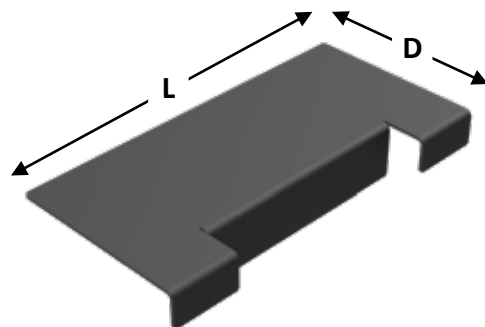
U hook

D (mm)	L (mm)	Product Code
300	500	
300	665	
300	700	M-F-HOOK-36709
300	800	
300	900	
300	1000	M-F-HOOK-36711
300	1100	
300	1250	
300	1330	




Shoes holder hook

D (mm)	L (mm)	Product Code
100	200	M-F-HOOK-36715



Inclined shoes holder hook

D (mm)	L (mm)	Product Code
100	200	M-F-HOOK-36713



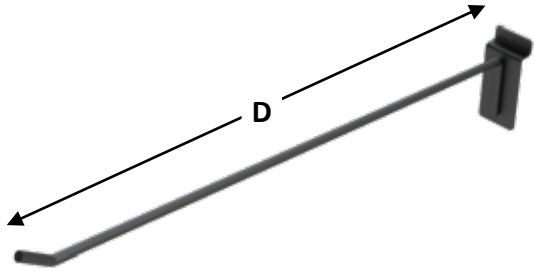
Accessories

Slat panel hooks



Hook single

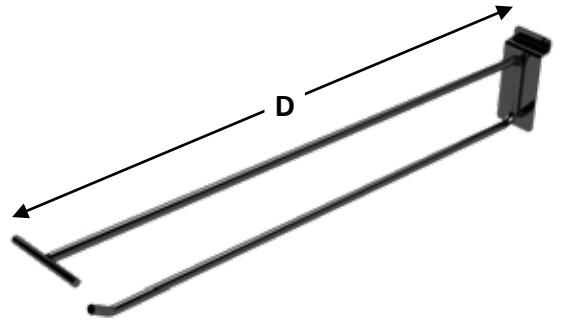
D (mm)	Wire thick. (mm)	Product Code
200	6	
300	6	
400	6	
500	6	



Accessories

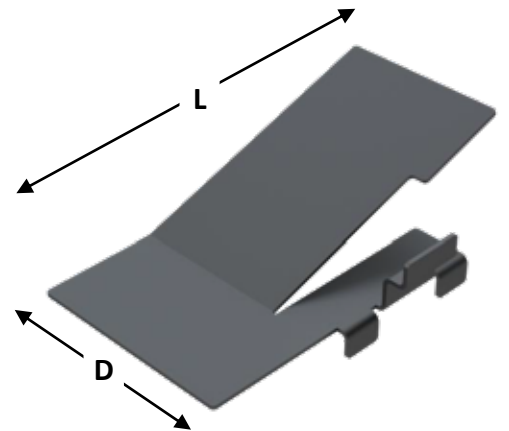
Hook with price label holder

D (mm)	Wire thick. (mm)	Product Code
200	6	
300	6	M-F-HOOK-36733
400	6	
500	6	



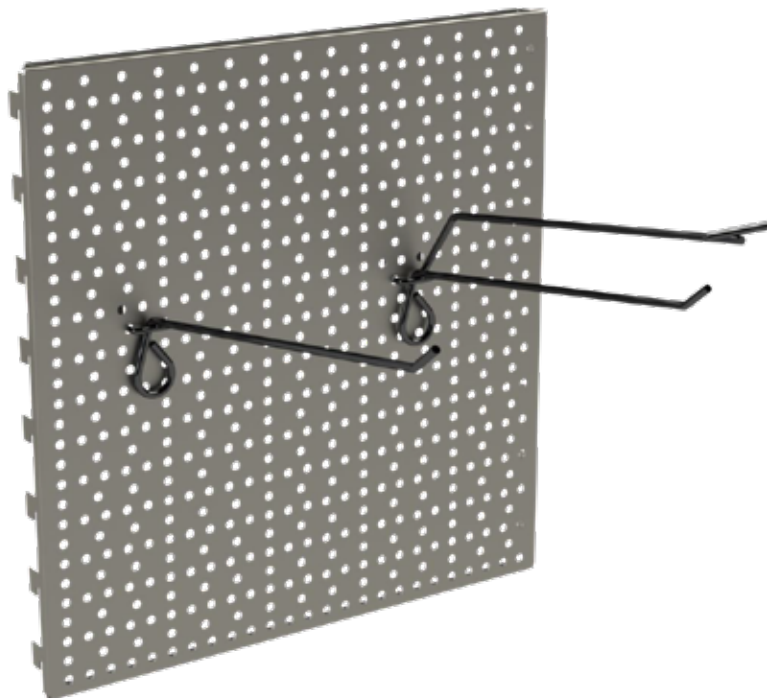
Shoes holder hook

D (mm)	L (mm)	Product Code
100	200	M-F-HOOK-36717



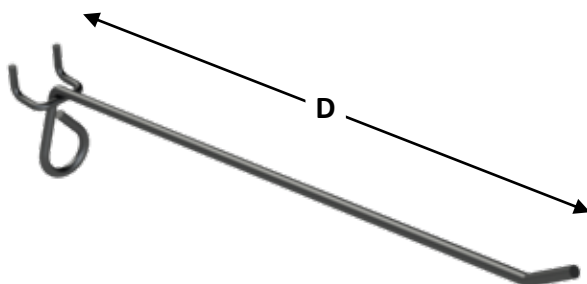
Accessories

Perforated panel hooks



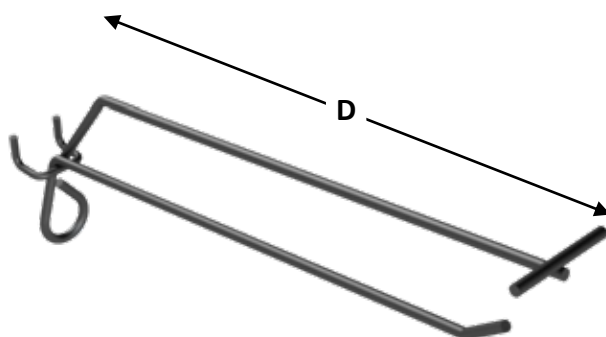
Hook single

D (mm)	Product Code
150	
200	M-F-HOOK-1369
300	M-F-HOOK-1370
400	M-F-HOOK-1371
500	M-F-HOOK-1372




Hook with price label holder

D (mm)	Product Code
150	
200	M-F-HOOK-1373
300	M-F-HOOK-1374
400	M-F-HOOK-1375
500	M-F-HOOK-1376



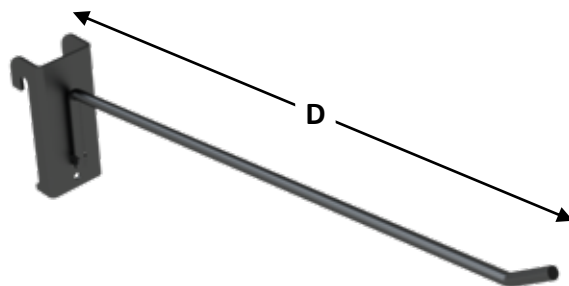
Accessories

Wire panel hooks



Hook single

D (mm)	Product Code
200	M-F-HOOK-31147
300	M-F-HOOK-31151
400	M-F-HOOK-31155
500	M-F-HOOK-31159



Hook with price label holder

D (mm)	Product Code
200	M-F-HOOK-31149
300	M-F-HOOK-31153
400	M-F-HOOK-31157
500	M-F-HOOK-31161

